



GEE TECH

Life Is On

Schneider
Electric

Reduce mechanical stress on your machines.

Complete range of soft starters
from 3 Amps to 1200 Amps



GeeTech.com.tr



Life Is On | Schneider Electric

Altistart range: Soft starters designed for your machines

Small and simple



The best partner for simple machines from 3 to 32 Amp

Altistart™ 01 Small footprint and high soft start value

- Designed for 1-phase and 3-phase AC motors and simple machines
- Minimum dimensions (22.5 mm/45 mm width)
- Quick and easy setup
- Suppression of torque surges at startup
- Limitation of current peaks
- Suppress mechanical shocks
- Side-by-side mounting, din rail mounting

All-in-one device



For normal duty applications from 17 to 590 Amp

Altistart 22 Compact soft start/soft stop unit with integrated bypass

- Designed for 3-phase AC motors and standard applications
- True 3-phase control
- Integrated bypass contactor for compact design, reduced wiring time, low heat dissipation
- Voltage and torque control to manage soft start/soft stop
- Complete motor/starter/application protection
- Integrated modbus communication
- Type 1 coordination
- User-friendly HMI
- iPad® configuration app

High performance with TCS concept



Dedicated for heavy duty industrial applications up to 200 Amp






Altistart 48 High-performance soft starter

- Patented torque control system (TCS) to manage soft start and dynamic breaking
- Motor thermal protection and motor preheating function
- Machine under- and overload protection
- Cascaded starting and deceleration of a number of motors
- Integrated modbus communication and other gateway solutions
- Type 2 coordination
- Large number of configurable I/O
- Automatic restart
- Plug-and-play factory setting
- iPad configuration app




Innovative soft starters for office buildings and industrial applications

Altistart soft starters are easy to integrate at the heart of your installation with simplified wiring, one-way plug-in I/O connectors, modbus serial link via RJ45 port, and open communication protocols that ensure they are ready for immediate startup.

Type of application	Simple	Standard	Harsh
 <p>Crusher</p> <ul style="list-style-type: none"> • Overtorque • Starting current • Brake vibration 			
 <p>Compressor</p> <ul style="list-style-type: none"> • Torque • Mechanical stress • Pressure drops 			
 <p>Pump</p> <ul style="list-style-type: none"> • Water hammer • Rotor protection • Voltage drops 			
 <p>Fan</p> <ul style="list-style-type: none"> • Inertia • Under/overload • Slipping belt 			
 <p>Conveyor</p> <ul style="list-style-type: none"> • Torque • Conveyor length • Jammed belt 	<p>Altistart 01</p> <p>3 – 32 Amp</p>	<p>Altistart 22</p> <p>17 – 590 Amp</p>	<p>Altistart 48</p> <p>17 – 1200 Amp</p>

Characteristics	Simple	Standard	Harsh
Ramp-up time	< 5 s	< 30 s	> 30 s
Start per hour	1 to 100	1 to 6*	1 to 10






* up to 10 starts per hour with external fan.





Soft starters that meet your installation requirements

Whatever your installation, there is an Altistart soft starter to protect your motors. Simply use the specifications in the table below to quickly select the soft starter that meets your needs.

Type of motor control		Simple machines	Normal-duty machines	Heavy-duty machines
Key application/market segment		<ul style="list-style-type: none"> •Conveyors •Mixers •Gate control •Machine movement •Small pumps and fans •Positive displacement pumps 	<ul style="list-style-type: none"> •Pumps •Fans •Turbines •Compressors •Conveyors •Conveyor belts •Lifting screws •Escalators 	<ul style="list-style-type: none"> •Pumps •Fans •Punch presses •Band saws •Crushers •Centrifuges •Conveyor (high inertia loads)
Soft starters		Altistart 01 	Altistart 22 	Altistart 48 
Distribution voltage ranges for 50/60 Hz line supply		Single-phase 110 to 240 V Three-phase 230 to 480 V	Three-phase 208 to 600 V	Three-phase 230 V to 415 V Three-phase 208 V to 690 V
Horsepower ratings for three-phase motors		1/4 hp to 2 hp, 115 V/230 V 1/2 hp to 30 hp, 208 V/230 V 1/2 hp to 60 hp, 400 V/480 V 30 hp to 75 hp, 575 V/600 V	3 hp to 500 hp	3 hp to 1200 hp
Drives	Output frequency	Equals input frequency	Equals input frequency	Equals input frequency
	Type of control:	Reduced voltage start	Controlled starting and stopping via voltage and torque	Controlled starting and stopping via voltage and torque. Exclusive TCS.
	Asynchronous motor			
	Synchronous motor	—	—	—
Typical starts per hour rating	—	4 – 6	10	
Number of functions		1	29	36
Number of I/O	Analog inputs	—	1 PTC probe	1 PTC probe
	Logic inputs	2 - run and stop, 1 - boost	3	4
	Relay outputs	1 relay and 1 logic output	2	3 relay and 2 logic outputs
Communication	Integrated	—	Modbus	Modbus
	Available as an option	Combined with TeSys™ U-Line self-protected starter	—	Gateway: <ul style="list-style-type: none"> • DeviceNet™ • Ethernet TCP/IP • Fipio • Profibus™ DP V1
Other option cards		—	—	—
Enclosure rating		IP20	IP20	IP20
Standards and certifications		EC/EN 60947-4/2, C-Tick, CSA, UL, CE, CCC	UL, CSA, CE, GOST, C-Tick, CCC, and RoHS directive	EC/EN 60947-4/2, EMC class A and B, DNV, C-Tick, GOST, CCIB, NOM, UL, CE, CCC, CSA



Type of motor control	Soft starters commercial	Soft starters industrial
Key application/market segment	<ul style="list-style-type: none"> • Pumps • Fans • Conveyors • Centrifuges 	<ul style="list-style-type: none"> • Agitators • Mixers • Grinders • Crushers
Packaged products	<p>Enclosed 22</p>  <p>Integrated controls protected within enclosures, optimized with disconnect means, circuit breakers, push buttons, selector switches, control logic, communication, and miscellaneous options designed to meet application requirements.</p>	<p>Enclosed 48</p>  <p>Integrated controls protected within enclosures, optimized with disconnect means, circuit breakers, push buttons, selector switches, control logic, communication, and miscellaneous options designed to meet application requirements.</p>
Distribution voltage ranges for 50/60 Hz line supply	208 Vac, 230 Vac, 460 Vac, 575 Vac	208 Vac, 240 Vac, 480 Vac, 600 Vac
Horsepower ratings for three-phase motors	<p>Type 1 and Type 12 3 hp to 150 hp, 208 V 5 hp to 200 hp, 230 V 10 to 400 hp, 460 V 15 to 500 hp, 575 V</p> <p>Type 3R or 50 °C Rated 3 hp to 125 hp, 208 V 5 hp to 150 hp, 230 V 10 to 400 hp, 460 V 15 to 500 hp, 575 V</p>	<p>Type 1, Type 12, and Type 3R 3 hp to 200 hp, 208 V 5 hp to 250 hp, 230 V 10 hp to 500 hp, 480 V 15 hp to 600 hp, 575 V</p>
Configurable options	Basic shunt trip Full featured shunt trip nonreversing isolation Reversing isolation Integral full voltage bypass	<p>Customizable products Nonreversing Reversing Shunt trip Extensive options</p>
Enclosure ratings	Type 1 general purpose Type 12 industrial use (dust-tight/drip-tight) Type 3R outdoor use	Type 1 general purpose Type 12 dust/drip proof Type 3R outdoor service entrance
Communication	Modbus (embedded)	Modbus (native) Modbus Plus (gateway) Ethernet TCP/IP (gateway) DeviceNet (gateway)
Standards and certifications	Service entrance rating, UL Listed per UL 508 under category NKJH, conforms to applicable NEMA ICS, NFPA, and IEC standards, manufactured under ISO 9001 standards, factory modification E10 provides Canadian cUL certification per C22.2, No.14, seismic qualification	UL 508, cUL/CSA, seismic qualification ICC ES AC156 acceptance test protocol, ABS





Scan the code to access eCatalogs.

GeeTech

electrical supply shop & Distributors
info@geetech.com.tr
Phone: +90 (342) 502 22 62

<https://geetech.com.tr/>

©2023 GeeTech.com. All Rights Reserved.
GEETECH Group has started its activities with the aim of using modern science in order to upgrade electrical systems and industrial automation and supply goods.
Mücahitler Mahallesi, Sani Konukoğlu Bulvarı, Gaziantep Ticaret Borsası Binası, No: 70/TİC 81 ŞEHİTKAML/GAZİANTEP