

# Product datasheet

Specifications



Motor circuit breaker, TeSys Deca frame 3, 3P, 48-65A, thermal magnetic, EverLink, without downstream

GV3P651

## Main

Range	TeSys Deca
Product Name	TeSys GV3 TeSys Deca
Product Or Component Type	Motor circuit breaker
Device Short Name	GV3P
Device Application	Motor protection
Trip Unit Technology	Thermal-magnetic

## Complementary

Poles Description	3P
Network Type	AC
Utilisation Category	AC-3 conforming to IEC 60947-4-1
Network Frequency	50/60 Hz conforming to IEC 60947-4-1
Fixing Mode	35 mm symmetrical DIN rail: clipped Panel: screwed (with 3 x M4 screws)
Motor Power Kw	30 kW at 400/415 V AC 50/60 Hz 45 kW at 500 V AC 50/60 Hz 55 kW at 690 V AC 50/60 Hz
Breaking Capacity	100 kA Icu at 230/240 V AC 50/60 Hz conforming to IEC 60947-2 50 kA Icu at 400/415 V AC 50/60 Hz conforming to IEC 60947-2 50 kA Icu at 440 V AC 50/60 Hz conforming to IEC 60947-2 12 kA Icu at 500 V AC 50/60 Hz conforming to IEC 60947-2 6 kA Icu at 690 V AC 50/60 Hz conforming to IEC 60947-2
[Ics] Rated Service Short-Circuit Breaking Capacity	100 % at 230/240 V AC 50/60 Hz conforming to IEC 60947-2 100 % at 400/415 V AC 50/60 Hz conforming to IEC 60947-2 100 % at 440 V AC 50/60 Hz conforming to IEC 60947-2 50 % at 500 V AC 50/60 Hz conforming to IEC 60947-2 50 % at 690 V AC 50/60 Hz conforming to IEC 60947-2
Control Type	Rotary handle
[In] Rated Current	65 A
Thermal Protection Adjustment Range	48...65 A conforming to IEC 60947-4-1
Magnetic Tripping Current	910 A
[Ith] Conventional Free Air Thermal Current	65 A conforming to IEC 60947-4-1
[Ue] Rated Operational Voltage	690 V AC 50/60 Hz conforming to IEC 60947-2
[Ui] Rated Insulation Voltage	690 V AC 50/60 Hz conforming to IEC 60947-2
[Uimp] Rated Impulse Withstand Voltage	6 kV conforming to IEC 60947-2
Phase Failure Sensitivity	Yes conforming to IEC 60947-4-1

<b>Suitability For Isolation</b>	Yes conforming to IEC 60947-1
<b>Power Dissipation Per Pole</b>	8 W
<b>Mechanical Durability</b>	50000 cycles
<b>Electrical Durability</b>	50000 cycles for AC-3 at 415 V In
<b>Rated Duty</b>	Continuous conforming to IEC 60947-4-1
<b>Tightening Torque</b>	5 N.m - on screw clamp terminal
<b>Width</b>	55 mm
<b>Height</b>	132 mm
<b>Depth</b>	136 mm
<b>Net Weight</b>	0.96 kg
<b>Colour</b>	Dark grey

## Environment

<b>Standards</b>	EN/IEC 60947-2 EN/IEC 60947-4-1 UL 60947-4-1 CSA C22.2 No 60947-4-1
<b>Product Certifications</b>	CCC UL CSA EAC ATEX LROS (Lloyds register of shipping) BV ABS DNV-GL UKCA
<b>Ik Degree Of Protection</b>	IK09 enclosure
<b>Ip Degree Of Protection</b>	IP20 conforming to IEC 60529
<b>Climatic Withstand</b>	conforming to IACS E10
<b>Ambient Air Temperature For Storage</b>	-40...80 °C
<b>Fire Resistance</b>	960 °C conforming to IEC 60695-2-11
<b>Ambient Air Temperature For Operation</b>	-20...60 °C
<b>Mechanical Robustness</b>	Shocks: 15 Gn for 11 ms contactor open Shocks: 30 Gn for 11 ms contactor closed Vibrations: 4 Gn, 5...300 Hz
<b>Operating Altitude</b>	3000 m

## Packing Units

<b>Unit Type Of Package 1</b>	PCE
<b>Number Of Units In Package 1</b>	1
<b>Package 1 Height</b>	16.000 cm
<b>Package 1 Width</b>	6.500 cm
<b>Package 1 Length</b>	14.500 cm
<b>Package 1 Weight</b>	936.000 g
<b>Unit Type Of Package 2</b>	P06
<b>Number Of Units In Package 2</b>	60
<b>Package 2 Height</b>	75.000 cm

---

Package 2 Width	60.000 cm
-----------------	-----------

---

Package 2 Length	80.000 cm
------------------	-----------

---

Package 2 Weight	70.360 kg
------------------	-----------

## Contractual warranty

---

Warranty	18 months
----------	-----------

## Sustainability

**Green Premium™ label** is Schneider Electric's commitment to delivering products with best-in-class environmental performance. Green Premium promises compliance with the latest regulations, transparency on environmental impacts, as well as circular and low-CO<sub>2</sub> products.

**Guide to assessing product sustainability** is a white paper that clarifies global eco-label standards and how to interpret environmental declarations.

[Learn more about Green Premium >](#)

[Guide to assess a product's sustainability >](#)



Transparency RoHS/REACH

## Well-being performance

Mercury Free

RoHS Exemption Information Yes

## Certifications & Standards

Reach Regulation [REACH Declaration](#)

Eu RoHS Directive Compliant with Exemptions

China RoHS Regulation [China RoHS declaration](#)  
Product out of China RoHS scope. Substance declaration for your information

Environmental Disclosure [Product Environmental Profile](#)

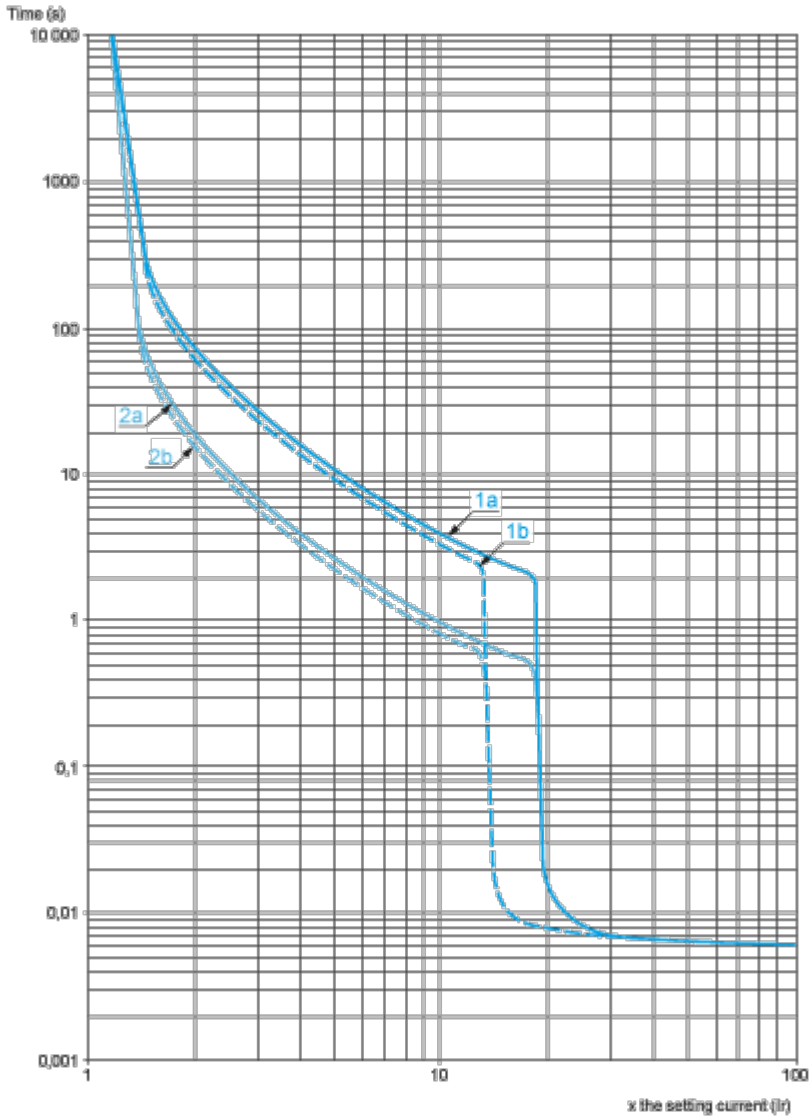
Weee The product must be disposed on European Union markets following specific waste collection and never end up in rubbish bins

Circularity Profile [End of Life Information](#)

Performance Curves

**Thermal-Magnetic Tripping Curves**

Average Operating Times at 20 °C Related to Multiples of the Setting Current



1a 3 poles from cold state (I<sub>r</sub> minimum): GV3P

1b 3 poles from cold state (I<sub>r</sub> maximum): GV3P

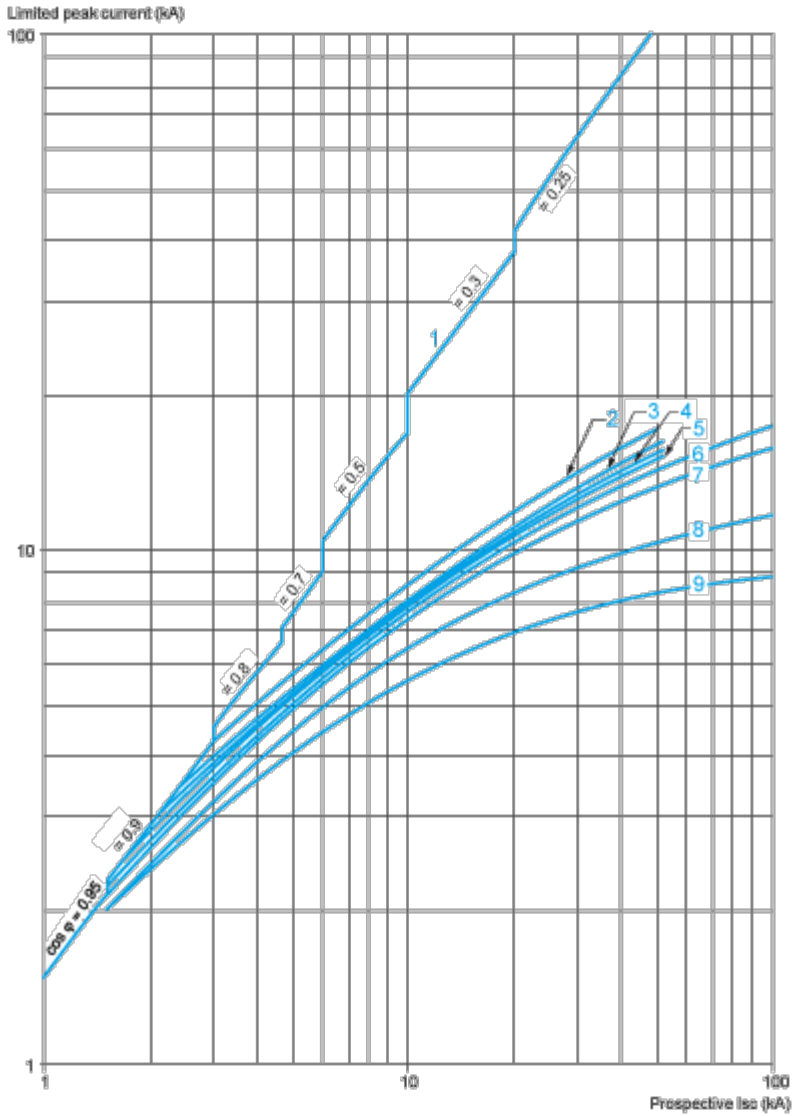
2a 3 poles from hot state (I<sub>r</sub> minimum): GV3P

2b 3 poles from hot state (I<sub>r</sub> maximum): GV3P

**Current Limitation on Short-Circuit (3-Phase 400/415 V)**

**Dynamic Stress**

I<sub>peak</sub> = f (prospective I<sub>sc</sub>) at 1.05 U<sub>e</sub> = 435 V

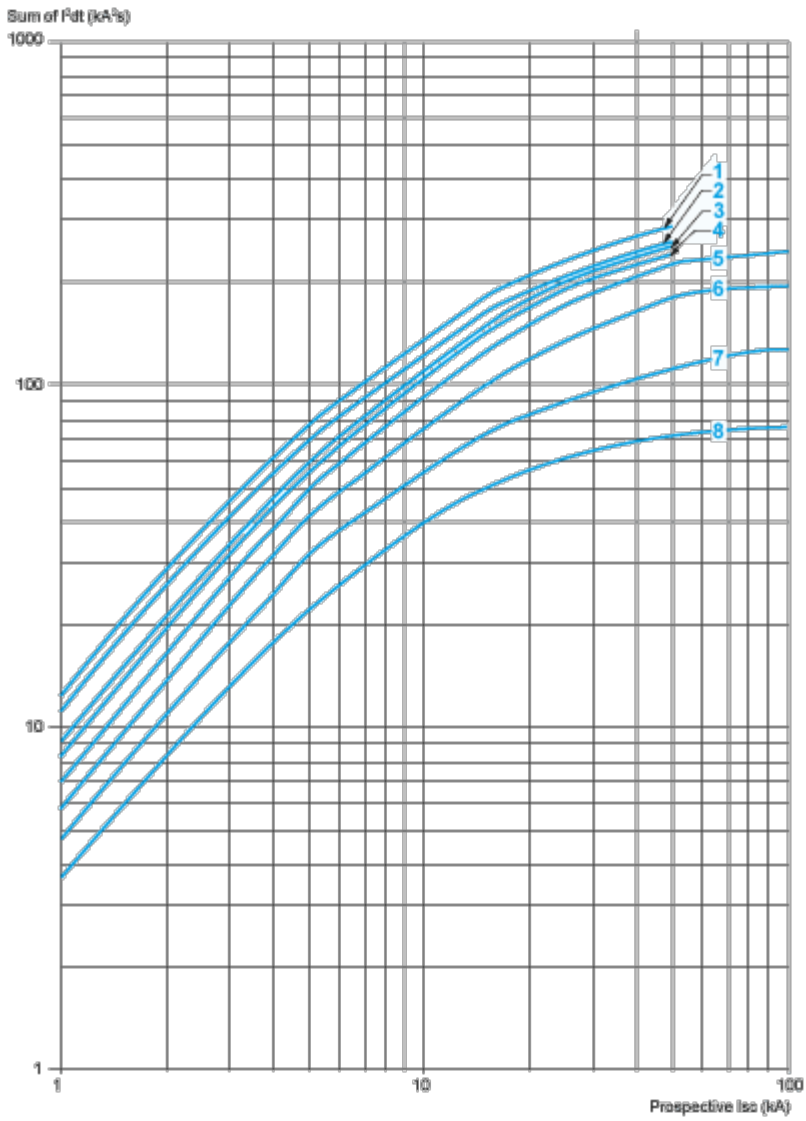


- 1 Maximum peak current
- 2 70-80 A (GV3P80), 62-73 A (GV3P73)
- 3 48-65 A (GV3P65)
- 4 37-50 A (GV3P50)
- 5 30-40 A (GV3P40)
- 6 23-32 A (GV3P32)
- 7 17-25 A (GV3P25)
- 8 12-18 A (GV3P18)
- 9 9-13 A (GV3P13)

**Maximum Thermal Limit on Short-Circuit**

Thermal Limit in  $kA^2s$  in the Magnetic Operating Zone

Sum of  $I^2dt = f$  (prospective Isc) at 1.05 Ue = 435 V

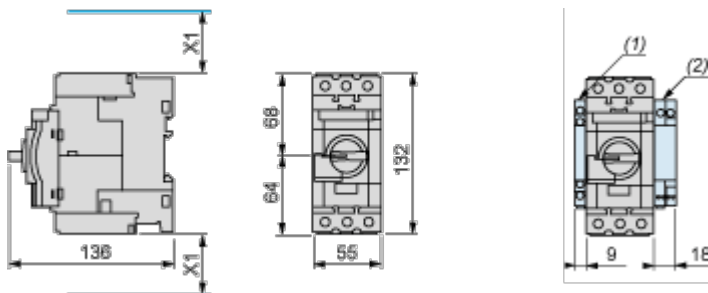


- 1 70-80 (GV3P80) - 62-73 (GV3P73)
- 2 48-65 A (GV3P65)
- 3 37-50 A (GV3P50)
- 4 30-40 A (GV3P40)
- 5 23-32 A (GV3P32)
- 6 17-25 A (GV3P25)
- 7 12-18 A (GV3P18)
- 8 9-13 A (GV3P13)

Dimensions Drawings

GV13L, GV3P

Dimensions



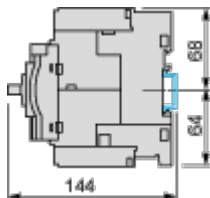
(1) Blocks GVAN<sub>..</sub>, GVAD<sub>..</sub> and GVAM11.

(2) Blocks GV3AU<sub>..</sub> and GV3AS<sub>..</sub>.

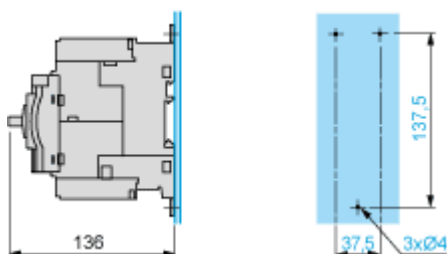
X1 = Electrical clearance (ISC max) 40 mm for U<sub>e</sub> ≤ 500 V, 50 mm for U<sub>e</sub> ≤ 690 V

**NOTE:** Leave a space of 9 mm between 2 circuit breakers: either an empty space or side-mounting add-on contact blocks. Side by side mounting is possible up to 40 °C.

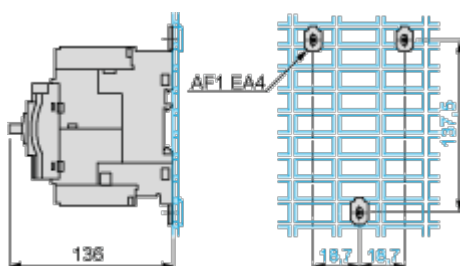
Mounting on Rail AM1 DE200 or AM1 ED201



Panel Mounting, using M4 Screws



Mounting on Pre-Slotted Plate AM1 PA







Connections and Schema

---

GV3P••

