

Product datasheet

Specifications



TeSys GV2-Circuit breaker- thermal-magnetic - 0.63...1 A - screw clamp terminals

GV2RT05

Main

Range	TeSys Deca
Product Name	TeSys GV2 TeSys Deca
Product Or Component Type	Motor circuit breaker
Device Short Name	GV2RT
Device Application	Motor protection Transformer
Trip Unit Technology	Thermal-magnetic

Complementary

Poles Description	3P
Network Type	AC
Utilisation Category	Category A conforming to IEC 60947-2 AC-3 conforming to IEC 60947-4-1 AC-3e conforming to IEC 60947-4-1
Network Frequency	50/60 Hz conforming to IEC 60947-4-1
Fixing Mode	35 mm symmetrical DIN rail: clipped Panel: screwed (with adaptor plate)
Motor Power Kw	0.09 kW at 220/230 V AC 50/60 Hz motor protection high peak current 0.12 kW at 220/230 V AC 50/60 Hz motor protection high peak current 0.25 kW at 400/415 V AC 50/60 Hz motor protection high peak current 0.37 kW at 400/415 V AC 50/60 Hz motor protection high peak current 0.25 kW at 440 V AC 50/60 Hz motor protection high peak current 0.37 kW at 440 V AC 50/60 Hz motor protection high peak current 0.37 kW at 500 V AC 50/60 Hz motor protection high peak current 0.55 kW at 690 V AC 50/60 Hz motor protection high peak current 0.63 kW at 440 V AC 50/60 Hz transformer protection 0.63 kW at 500 V AC 50/60 Hz transformer protection 1 kW at 690 V AC 50/60 Hz transformer protection
Breaking Capacity	100 kA Icu at 220/230 V AC 50/60 Hz conforming to IEC 60947-2 100 kA Icu at 400/415 V AC 50/60 Hz conforming to IEC 60947-2 100 kA Icu at 440 V AC 50/60 Hz conforming to IEC 60947-2 100 kA Icu at 500 V AC 50/60 Hz conforming to IEC 60947-2 100 kA Icu at 690 V AC 50/60 Hz conforming to IEC 60947-2
Control Type	Toggle
[In] Rated Current	1 A
Thermal Protection Adjustment Range	0.63...1 A conforming to IEC 60947-4-1
Magnetic Tripping Current	22 A
[Ith] Conventional Free Air Thermal Current	1 A conforming to IEC 60947-4-1
[Ue] Rated Operational Voltage	690 V AC 50/60 Hz conforming to IEC 60947-2

[Ui] Rated Insulation Voltage	690 V AC 50/60 Hz conforming to IEC 60947-2
[Uimp] Rated Impulse Withstand Voltage	6 kV conforming to IEC 60947-2
Suitability For Isolation	Yes conforming to IEC 60947-1 § 7-1-6
Power Dissipation Per Pole	2.5 W
Mechanical Durability	100000 cycles
Electrical Durability	100000 cycles for AC-3 at 415 V In 100000 cycles for AC-3e at 415 V In
Rated Duty	Continuous conforming to IEC 60947-4-1
Tightening Torque	1.7 N.m - on screw clamp terminal
Width	45 mm
Height	89 mm
Depth	78.5 mm

Environment

Standards	EN/IEC 60947-2 EN/IEC 60947-4-1
Product Certifications	CCC UL CSA EAC LROS (Lloyds register of shipping) BV UKCA
Ik Degree Of Protection	IK04
Ip Degree Of Protection	IP20 conforming to IEC 60529
Climatic Withstand	conforming to IACS E10
Ambient Air Temperature For Storage	-40...80 °C
Fire Resistance	960 °C conforming to IEC 60695-2-11
Ambient Air Temperature For Operation	-20...60 °C
Mechanical Robustness	Shocks: 30 Gn for 11 ms Vibrations: 5 Gn, 5...150 Hz
Operating Altitude	2000 m

Packing Units

Unit Type Of Package 1	PCE
Number Of Units In Package 1	1
Package 1 Height	4.800 cm
Package 1 Width	9.300 cm
Package 1 Length	8.700 cm
Package 1 Weight	229.000 g
Unit Type Of Package 2	S02
Number Of Units In Package 2	24
Package 2 Height	15.000 cm
Package 2 Width	30.000 cm
Package 2 Length	40.000 cm

Package 2 Weight	5.799 kg
Unit Type Of Package 3	P06
Number Of Units In Package 3	384
Package 3 Height	75.000 cm
Package 3 Width	60.000 cm
Package 3 Length	80.000 cm
Package 3 Weight	102.564 kg

Contractual warranty

Warranty	12 months
----------	-----------

Sustainability

Green Premium™ label is Schneider Electric's commitment to delivering products with best-in-class environmental performance. Green Premium promises compliance with the latest regulations, transparency on environmental impacts, as well as circular and low-CO₂ products.

Guide to assessing product sustainability is a white paper that clarifies global eco-label standards and how to interpret environmental declarations.

[Learn more about Green Premium >](#)

[Guide to assess a product's sustainability >](#)



Transparency RoHS/REACH

Well-being performance

Mercury Free

Rohs Exemption Information Yes

Certifications & Standards

Reach Regulation [REACH Declaration](#)

Eu Rohs Directive Compliant with Exemptions

China Rohs Regulation [China RoHS declaration](#)
Product out of China RoHS scope. Substance declaration for your information

Environmental Disclosure [Product Environmental Profile](#)

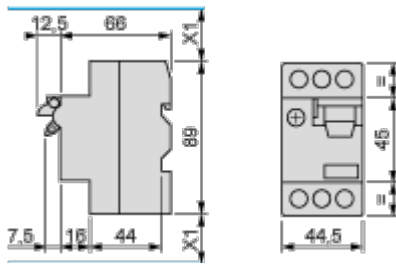
Weee The product must be disposed on European Union markets following specific waste collection and never end up in rubbish bins

Circularity Profile [End of Life Information](#)

Dimensions Drawings

GV2RT

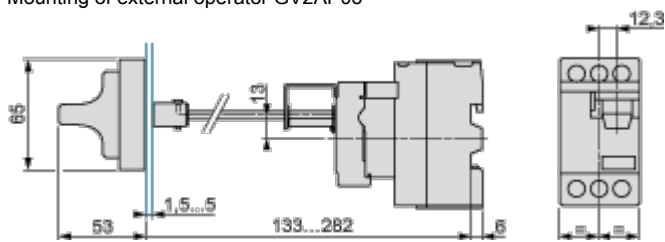
Dimensions



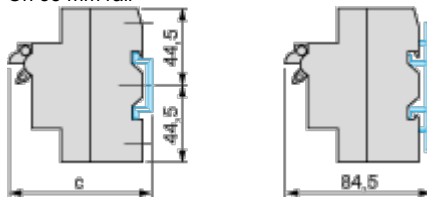
X1: Electrical clearance = 40 mm for Ue < 690 V

Mounting

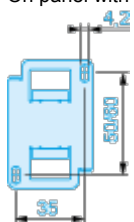
Mounting of external operator GV2AP03



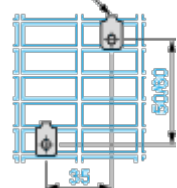
On 35 mm rail



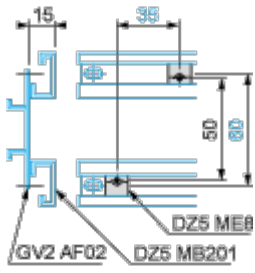
c = 80 on AM1 DP200 (35 x 7.5)
 c = 88 on AM1 DE200, ED200 (35 x 15)
 On panel with adapter plate GV2AF02



On pre-slotted plate AM1 PA AF1 EA4



On rails DZ5 MB



Connections and Schema

GV2ME•• and GV2RT

