



Harmony 9001K and 9001SK

Control and signaling units Ø30

Quick access to product information

Get technical information about your product

References

Modicon TM3
I/O expansion modules for Modicon controllers
Analog I/O modules

References	Modicon TM3 analog input modules					
Number and type of channels	Input range	Output range	Resolution	Input terminal block (1) (maximal pin)	Reference	Weight (kg)
2 measurement inputs	-10...+10 VDC 0...+10 VDC 0...20 mA, 4...20 mA	10 000 or 10 000 + sign	16 bits or 16 bits	TER5451 TER5452 TER5453	0.150 0.150 0.150	0.234 0.234 0.234
4 measurement inputs	-10...+10 VDC 0...+10 VDC 0...20 mA, 4...20 mA	10 000 or 10 000 + sign	16 bits or 16 bits	TER5454 TER5455 TER5456	0.150 0.150 0.150	0.234 0.234 0.234
4 measurement of temperature inputs (1)	Thermocouples (1, 2, 3, 4, 5, 6, 7, 8, 9, 10, 11, 12, 13, 14, 15, 16, 17, 18, 19, 20, 21, 22, 23, 24, 25, 26, 27, 28, 29, 30, 31, 32, 33, 34, 35, 36, 37, 38, 39, 40, 41, 42, 43, 44, 45, 46, 47, 48, 49, 50, 51, 52, 53, 54, 55, 56, 57, 58, 59, 60, 61, 62, 63, 64, 65, 66, 67, 68, 69, 70, 71, 72, 73, 74, 75, 76, 77, 78, 79, 80, 81, 82, 83, 84, 85, 86, 87, 88, 89, 90, 91, 92, 93, 94, 95, 96, 97, 98, 99, 100, 101, 102, 103, 104, 105, 106, 107, 108, 109, 110, 111, 112, 113, 114, 115, 116, 117, 118, 119, 120, 121, 122, 123, 124, 125, 126, 127, 128, 129, 130, 131, 132, 133, 134, 135, 136, 137, 138, 139, 140, 141, 142, 143, 144, 145, 146, 147, 148, 149, 150, 151, 152, 153, 154, 155, 156, 157, 158, 159, 160, 161, 162, 163, 164, 165, 166, 167, 168, 169, 170, 171, 172, 173, 174, 175, 176, 177, 178, 179, 180, 181, 182, 183, 184, 185, 186, 187, 188, 189, 190, 191, 192, 193, 194, 195, 196, 197, 198, 199, 200, 201, 202, 203, 204, 205, 206, 207, 208, 209, 210, 211, 212, 213, 214, 215, 216, 217, 218, 219, 220, 221, 222, 223, 224, 225, 226, 227, 228, 229, 230, 231, 232, 233, 234, 235, 236, 237, 238, 239, 240, 241, 242, 243, 244, 245, 246, 247, 248, 249, 250, 251, 252, 253, 254, 255, 256, 257, 258, 259, 260, 261, 262, 263, 264, 265, 266, 267, 268, 269, 270, 271, 272, 273, 274, 275, 276, 277, 278, 279, 280, 281, 282, 283, 284, 285, 286, 287, 288, 289, 290, 291, 292, 293, 294, 295, 296, 297, 298, 299, 300, 301, 302, 303, 304, 305, 306, 307, 308, 309, 310, 311, 312, 313, 314, 315, 316, 317, 318, 319, 320, 321, 322, 323, 324, 325, 326, 327, 328, 329, 330, 331, 332, 333, 334, 335, 336, 337, 338, 339, 340, 341, 342, 343, 344, 345, 346, 347, 348, 349, 350, 351, 352, 353, 354, 355, 356, 357, 358, 359, 360, 361, 362, 363, 364, 365, 366, 367, 368, 369, 370, 371, 372, 373, 374, 375, 376, 377, 378, 379, 380, 381, 382, 383, 384, 385, 386, 387, 388, 389, 390, 391, 392, 393, 394, 395, 396, 397, 398, 399, 400, 401, 402, 403, 404, 405, 406, 407, 408, 409, 410, 411, 412, 413, 414, 415, 416, 417, 418, 419, 420, 421, 422, 423, 424, 425, 426, 427, 428, 429, 430, 431, 432, 433, 434, 435, 436, 437, 438, 439, 440, 441, 442, 443, 444, 445, 446, 447, 448, 449, 450, 451, 452, 453, 454, 455, 456, 457, 458, 459, 460, 461, 462, 463, 464, 465, 466, 467, 468, 469, 470, 471, 472, 473, 474, 475, 476, 477, 478, 479, 480, 481, 482, 483, 484, 485, 486, 487, 488, 489, 490, 491, 492, 493, 494, 495, 496, 497, 498, 499, 500, 501, 502, 503, 504, 505, 506, 507, 508, 509, 510, 511, 512, 513, 514, 515, 516, 517, 518, 519, 520, 521, 522, 523, 524, 525, 526, 527, 528, 529, 530, 531, 532, 533, 534, 535, 536, 537, 538, 539, 540, 541, 542, 543, 544, 545, 546, 547, 548, 549, 550, 551, 552, 553, 554, 555, 556, 557, 558, 559, 560, 561, 562, 563, 564, 565, 566, 567, 568, 569, 570, 571, 572, 573, 574, 575, 576, 577, 578, 579, 580, 581, 582, 583, 584, 585, 586, 587, 588, 589, 590, 591, 592, 593, 594, 595, 596, 597, 598, 599, 600, 601, 602, 603, 604, 605, 606, 607, 608, 609, 610, 611, 612, 613, 614, 615, 616, 617, 618, 619, 620, 621, 622, 623, 624, 625, 626, 627, 628, 629, 630, 631, 632, 633, 634, 635, 636, 637, 638, 639, 640, 641, 642, 643, 644, 645, 646, 647, 648, 649, 650, 651, 652, 653, 654, 655, 656, 657, 658, 659, 660, 661, 662, 663, 664, 665, 666, 667, 668, 669, 670, 671, 672, 673, 674, 675, 676, 677, 678, 679, 680, 681, 682, 683, 684, 685, 686, 687, 688, 689, 690, 691, 692, 693, 694, 695, 696, 697, 698, 699, 700, 701, 702, 703, 704, 705, 706, 707, 708, 709, 710, 711, 712, 713, 714, 715, 716, 717, 718, 719, 720, 721, 722, 723, 724, 725, 726, 727, 728, 729, 730, 731, 732, 733, 734, 735, 736, 737, 738, 739, 740, 741, 742, 743, 744, 745, 746, 747, 748, 749, 750, 751, 752, 753, 754, 755, 756, 757, 758, 759, 760, 761, 762, 763, 764, 765, 766, 767, 768, 769, 770, 771, 772, 773, 774, 775, 776, 777, 778, 779, 780, 781, 782, 783, 784, 785, 786, 787, 788, 789, 790, 791, 792, 793, 794, 795, 796, 797, 798, 799, 800, 801, 802, 803, 804, 805, 806, 807, 808, 809, 810, 811, 812, 813, 814, 815, 816, 817, 818, 819, 820, 821, 822, 823, 824, 825, 826, 827, 828, 829, 830, 831, 832, 833, 834, 835, 836, 837, 838, 839, 840, 841, 842, 843, 844, 845, 846, 847, 848, 849, 850, 851, 852, 853, 854, 855, 856, 857, 858, 859, 860, 861, 862, 863, 864, 865, 866, 867, 868, 869, 870, 871, 872, 873, 874, 875, 876, 877, 878, 879, 880, 881, 882, 883, 884, 885, 886, 887, 888, 889, 890, 891, 892, 893, 894, 895, 896, 897, 898, 899, 900, 901, 902, 903, 904, 905, 906, 907, 908, 909, 910, 911, 912, 913, 914, 915, 916, 917, 918, 919, 920, 921, 922, 923, 924, 925, 926, 927, 928, 929, 930, 931, 932, 933, 934, 935, 936, 937, 938, 939, 940, 941, 942, 943, 944, 945, 946, 947, 948, 949, 950, 951, 952, 953, 954, 955, 956, 957, 958, 959, 960, 961, 962, 963, 964, 965, 966, 967, 968, 969, 970, 971, 972, 973, 974, 975, 976, 977, 978, 979, 980, 981, 982, 983, 984, 985, 986, 987, 988, 989, 990, 991, 992, 993, 994, 995, 996, 997, 998, 999, 1000					

Share Price Global (English)

Life Is On Schneider Electric

Search products, documents & more

PRODUCTS SOLUTIONS SERVICES SUPPORT ABOUT US

All products Industrial Automation and Control PLC, PAC and Dedicated Controllers Distributed Input/Output (I/O) Modules Modicon TM3

View all Modicon TM3

TM3A12H

Module TM3 - 2 analog inputs high resolution

Show more characteristics >

Related Software >

Add to My Products Compare

Product Datasheet User guide Catalogue CAD Document

Characteristics Documents and Downloads Technical FAQs Additional Information Dimensions Drawings >

Main

range of product Modicon TM3

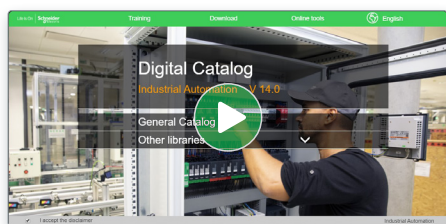
product or component type Analog input module

range compatibility Modicon M251 Modicon M350

Each commercial reference presented in a catalog contains a hyperlink. Click on it to obtain the technical information of the product:

- Characteristics, Dimensions and drawings, Mounting and clearance, Connections and schemas, Performance curves
- Product image, Instruction sheet, User guide, Product certifications, End of life manual

Find your catalog



- > With just 3 clicks, you can access the Industrial Automation and Control catalogs, in both English and French
- > Consult digital automation catalogs at [Digi-Cat Online](#)

General Catalog

Product selector

360°

- Up-to-date catalogs
- Embedded product selectors, 360° pictures
- Optimized search by commercial references

Select your training



- > Find the right [Training](#) for your needs on our Global website
- > Locate the training center with the selector tool, using this [link](#)

Training and courses

Training by domain of expertise

Electrical Installation and Safety

Data Center

Industrial Automation

General contents

Harmony® 9001K and 9001SK pushbuttons, switches and pilot lights

Selection guide	page 2
■ Presentation	page 4
■ Specifications	page 6
■ Description	
□ Complete units 9001K, with chromium plated metal bezel	page 7
□ Complete units 9001SK, with double insulated bezel	page 9
■ References	
□ Complete units 9001K, with screw clamp terminals	
- Pushbuttons, spring return	page 11
- Mushroom head pushbuttons	page 11
- Selector switches and key switches	page 12
- Pilot lights with BA 9s base mounted	page 13
- Pilot lights with BA 9s, incandescent bulb	page 13
- Illuminated pushbuttons, spring return, push-push	page 13
- Illuminated pushbuttons, spring return, projecting push	page 14
- Mechanically interlocked pushbuttons	page 15
- Illuminated "Push to test" pushbuttons, spring return	page 15
- Illuminated selector switches with long handle	page 15
- Joystick controllers	page 16
□ Complete units 9001SK, with screw clamp terminals	
- Pushbuttons, spring return	page 18
- Mushroom head pushbuttons	page 18
- Pilot lights with BA 9s base mounted	page 19
- Pilot lights with BA 9s, incandescent bulb	page 19
- Selector switches	page 19
- Illuminated pushbuttons, spring return, flush push	page 19
- Illuminated pushbuttons, spring return, projecting push	page 20
- Illuminated mushroom head pushbuttons	page 20
- Illuminated "Push to test" pushbuttons, spring return, projecting push	page 20
□ Separate components, accessories and spare parts	
- Heads for spring return pushbuttons, unmarked	page 21
- Accessories for heads	page 21
- Light blocks for pilot lights and illuminated pushbuttons	page 21
- Contact blocks with protected terminals	page 21
- Aluminum legend plates for metal range	page 22
- Plastic legend plates for plastic range	page 22
- Emergency stop legend plate	page 22
- Caps and knobs	page 23
- Other accessories and enclosures	page 24
■ Product reference index	page 26


Product type	Pilot lights	Pushbuttons, selector switches, and pilot lights			Biometric switches	Wireless and batteryless pushbuttons	Pushbuttons, selector switches, and pilot lights	Joystick controllers	Pushbuttons, selector switches, and pilot lights	Cam switches			
													
Description of range	<ul style="list-style-type: none"> LED pilot lights 	<ul style="list-style-type: none"> Pushbuttons Multiple-headed pushbuttons Emergency Stop pushbuttons Selector switches and key switches Illuminated pushbuttons Pilot lights Flush mounted pushbuttons, selector switches, and pilot lights (1) 			<ul style="list-style-type: none"> Fingerprint readers 24V $\overline{\text{DC}}$ Stand-alone biometric switches Stand-alone USB biometric switches USB biometric switches dedicated to Schneider HMI (2) 	<ul style="list-style-type: none"> Wireless and batteryless pushbuttons and rope pull switch Wireless receivers Harmony Hub 	<ul style="list-style-type: none"> Pushbuttons Emergency Stop and Emergency switching off pushbuttons Selector switches and key switches Illuminated pushbuttons Pilot lights 	<ul style="list-style-type: none"> 2- or 4-direction Stay put or spring return 	<ul style="list-style-type: none"> Pushbuttons Emergency Stop pushbuttons Selector switches and key switches Illuminated pushbuttons Pilot lights 	<ul style="list-style-type: none"> Switches Stepping switches Reversing and changeover switches Ammeter switches Voltmeter switches Reversing switches Star-delta and reversing star-delta switches Pole change switches 			
Features	Products	Monolithic, compact, low consumption			Monolithic	Ready-to-use packs (3) and "components" range	Monolithic	Complete units or sub-assemblies (body + head with lever)		Complete units or sub-assemblies (body + head)	Complete units or sub-assemblies (body + front panel+ head)		
	Bezel	Double insulated	Double insulated (4)	Metal, chromium plated, or black	Double insulated	Double insulated, dark gray	Metal, chromium plated, or double insulated, black	Double insulated, dark gray (or white for pilot lights)	Metal, chromium plated	Double insulated, black	Metal, chromium plated, or double insulated, black		
	Shape of head	Circular	Circular, square, or rectangular	Circular	Circular	–	Transmitter with circular head	Circular	Circular	Hexagonal	Square		
Drilling or cut-out for fixing		$\varnothing 8$ mm and $\varnothing 12$ mm/0.315 in. and 0.472 in.	$\varnothing 16$ mm/0.630 in.	$\varnothing 22$ mm/0.866 in. $\varnothing 30$ mm/1.181 in. (for flush mounted control and signaling units)	$\varnothing 22$ mm/0.866 in.	$\varnothing 22$ mm/0.866 in.				$\varnothing 30$ mm/1.181 in.	$\varnothing 16$ or $\varnothing 22$ mm/0.630 or 0.866 in.: series K10 $\varnothing 22$ mm/0.866 in. and multifixing: series K1/K2 4 holes, 48 or 68 centers: series K30...K150		
Degree of protection	Conforming to IEC 60529	IP40 IP65 with seal	IP65	IP66, IP67, IP69, and IP69K	IP65 (control button)	IP65	IP65 (control buttons and pilot lights) IP54 (Emergency switching off pushbuttons)	IP65	IP66	IP65	IP66	IP65: series K10 IP40, IP65 with seal: series K1/K2 IP40: series K30...K150	
	Conforming to UL 508 and CSA C22-2 No. 14	–	Enclosure type 4, 4X, and 13		Enclosure type 12	Enclosure type 12	Enclosure type 3 (pushbuttons and Emergency stop) and 4 (pilot lights)	Enclosure type 4, 4X and 13		Enclosure type 4 and 13 (9001K) Enclosure type 4, 4X, 13 (9001SK)		–	
Cabling		Tags for 2.8 x 0.5 mm/0.110 x 0.020 in. connectors or threaded connector	Faston connectors Solder pins for printed circuit boards (4) Fast connector socket (5)	Spring clamp terminal connections Screw clamp terminal connections Faston connectors Connector with adapter for printed circuit board	Cable or connectors	Wireless (transmitter) Through cable (receiver)	Screw and captive clamp terminal connections Faston clip connections (pilot lights)	Screw and captive clamp terminal connections					
Mounting	Panel thickness	1...8 mm/0.039...0.315 in.	1...6 mm/0.039...0.236 in.				1...6 mm/0.039...0.236 in.				0.5...6 mm/0.020...0.236 in. (depending on model)		
Type references		XVLA	XB6, XB6E	XB4	XB5	XB5S	XB5R, XB4R	XB7	XD4PA	XD2GA	XD5PA	9001K, 9001SK	K10, K1, K2, K30, K50, K63, K115, K150

(1) Flush mounted control and signaling units are available for Harmony XB4 and XB5 ranges only.
 (2) Compatible with Magelis iPC, STU, OT, GXO, GT (except GT1000 series), GK, GH, and GTO models.
 (3) Wireless and batteryless pushbutton and receiver ready-paired at the factory.

(4) For Harmony XB6 only.
 (5) For Harmony XB6E only.

Control and signaling units Ø 30

Harmony 9001K & 9001SK range Pushbuttons, switches and pilot lights



Harmony 9001K control and signaling offer with chromium plated metal bezel



Harmony 9001SK control and signaling offer with double insulated bezel



Presentation

The 30 mm/1.18 in. Harmony® 9001K and 9001SK control and signaling range offers a large choice of robust and reliable products to meet a great number of applications in heavy industries such as :

- Petrochemistry
- Metallurgy
- Mining
- Oil and Gas
- Wastewater treatment
- Automobile manufacturing

■ Two family of products are available :

- The Harmony 9001K control and signaling units offering good robustness with a chromium plated metal bezel
- The Harmony 9001SK control and signaling units, with a double insulated bezel designed for applications requiring a high resistance to corrosion

■ These products are presented in the following pages under two forms :

- Complete units
- Sub-assemblies for user assembly (body sub-assemblies and head sub-assemblies)

■ The Harmony 9001 range is composed of :

- Pushbuttons and switches designed for Start/Stop control of machines and installations, adjustments and parametering (contact functions): Pushbuttons, selector/key switches, mushroom head pushbuttons.

- Pilot lights designed for visual signaling (signaling functions)

- Illuminated pushbuttons designed for control and signaling (contact functions + signaling functions)

■ The pushbuttons and switch control offer (illuminated and non-illuminated) is both broad and comprehensive:

- Flush, projecting, recessed, booted, spring return, push-pull marked or unmarked pushbuttons

- Emergency stop trigger action and mechanical latching pushbuttons (conforming to standards EN/IEC 60204-1 and EN/ISO 13850)

- Selector switches with long handle and key switches
- Joystick controllers

- Wobblesticks

- Wide choice of aluminum or plastic legend plates

- Wide choice of head colors

- Wide choice of accessories and spare parts common to both families

■ The pilot light signaling offer involves:

- LED integrated long-life and high luminosity pilot lights (Super Bright LED)

- Economic pilot lights with BA 9s incandescent bulbs

- A large range of voltages from 12 to 600 V

■ A complementary enclosures offer (enclosures in aluminum, in steel or in plastic)

is also available.

Installation

- The Harmony 9001 products are simple and quick to install:
 - Block setting by single installer with a single screw contact block,
 - Automatic self-grounding operators without additional wiring,
 - Easy function identification thanks to the colored contact blocks,
 - Clear window for status of contact operation and troubleshooting,
 - Side-by-side and/or stacked mounting of contact blocks to minimize enclosure space requirements.

- Connection is made through screw clamp terminals (cross headed slotted screw).

Environment




- Harmony 9001 range meets the most demanding international standards and approvals:
 - EN/IEC 60947-1, EN/IEC 60947-5-1, EN/IEC 60947-5-4, JIS C 4520, and 852
 - EN/IEC 60204-1 and EN/ISO 13850, Machinery Directive 2006/42/EC, EN/IEC 60947-5-5 for Emergency Stop mushroom head pushbuttons (if used with Emergency Stop legend plates)
 - UL 508, CSA C22-2 no. 14
 - International certifications : UL, CSA, NOM, RoHS, and GOST

- Products are originally oil-tight, dust-tight and water-tight. No boot needs to be added. The following degrees of protection may be reached:

	According to IEC 61140	According to NEMA
9001K chromium plated metal bezel	IP66	Type 1, 2, 3, 3R, 4, 12 et 13
9001SK plastic bezel	IP66	Type 1, 2, 3, 3R, 4, 4X, 12 et 13

For more technical information, please consult our site www.se.com.

Environmental specifications

Conforming to standards	CE Marked 		EN/IEC 60947-1, EN/IEC 60947-5-1, EN/IEC 60947-5-4, JIS C 4520 and 852, UL 508, CSA C22-2 n° 14, CE marked, RoHS compliant
Product certifications	 File E78403 CCN NKCR	 File LR25490 Class 3211-03	UL File E78403, CCN NKCR and CSA File LR25490, Class 3211-03
Protective treatment standard version			"TC"
Ambient air temperature around the device	Storage	°F(°C)	-40 to +158 (-40 to +70)
	Operation	°F(°C)	-13 to +158 (-25 to +70)
Vibration resistance	Conforming to IEC 60068-2-6		Frequency: 2 to 500 Hz: 7gn Ford Standard EA-1
Shock resistance	Conforming to IEC 60068-2-27		Half sine wave: 50 gn
Electric shock protection	Conforming to IEC 61140		Class II
Degree of protection	Conforming to EN/IEC 60529		IP66
	Conforming to NEMA		Types 1, 2, 3, 3R, 4, 12 and 13
Mechanical life (in millions of operating cycles)	Push buttons, spring return		5
	Illuminated push buttons		5
	Selector switches and key switches		0.5
Mounting position			All positions


Electrical characteristics of contact blocks

Rated operational characteristics	~ AC-15		3 A, 240 V
	--- DC-13		0.55 A, 125 V
Rated insulation voltage	Conforming to EN/IEC 60947-1	V	U _i = 250 degree of pollution 3 (except pilot lights with incandescent bulb: degree of pollution 2)
Rated impulse withstand voltage	Conforming to EN/IEC 60947-1	kV	U _{imp} = 2.5
Contact material	Normal environment and usage		Silver alloy
Contact operation	"N/C" ou "N/O"		Slow break
Positive operation	Conforming to EN/IEC 60947-5-1	N	N/C contact(s) with positive opening operation
Short-circuit protection	Conforming to EN/IEC 60947-5-1	A	Cartridge fuse mounted upstream: 10
Cabling capacity (9001KA contact blocks and 9001KM light modules)	Conforming to EN/IEC 60947-1	mm² mm²	Screw clamp terminals (cross headed/slotted screw) Mini: 1 x 0.22 Maxi: 2 x 1.5 Recommended tightening torque: 0.8 N.m (10 in-lbs)
Thermal current	I _{th}	A	10
Maximum operation current	a.c. supply: utilization category AC-15 NEMA A600	Contact making capacity	
		V	120 240 480 600
		A	60 30 15 12
	VA	7200 7200 7200 7200	
	Breaking capacity		
	V	120 240 480 600	
A	6 3 1.5 1.2		
VA	720 720 720 720		
d.c. supply: utilization category DC-13 NEMA Q600	Contact making capacity and breaking capacity		
	V	125 250 600	
A	0.55 0.27 0.1		

Complete units

Contact functions

Pushbuttons, spring return



Flush push

9001KR1●●● see [page 11](#)



Projecting push

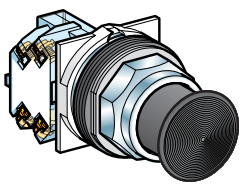
9001KR3●●● see [page 11](#)



Recessed push (high guard)

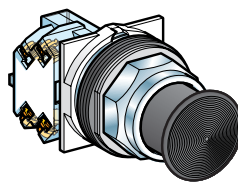
9001KR2●●● see [page 11](#)

Mushroom head pushbuttons



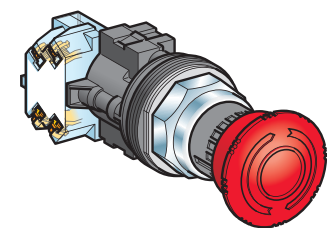
Spring return Ø 35/1.38 in., Ø 40/1.58 in., Ø 57/2.24 in., or Ø 60/2.36 in.

9001KR2●●H13 see [page 11](#)



Latching Ø 35/1.38 in., Ø 40/1.58 in., Ø 41/1.61 in., Ø 57/2.24 in., or Ø 60/2.36 in.

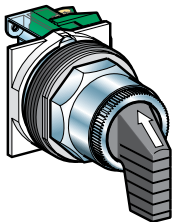
9001KR●●● see [page 11](#)



Turn to release, trigger action

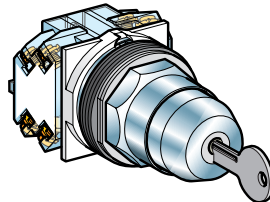
9001KR16 see [page 11](#)

Selector switches, key switches and joystick controllers



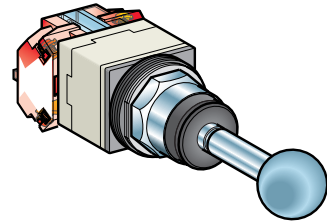
Selector switches, long black handle

9001KS●●FBH●● see [page 12](#)



Key switches

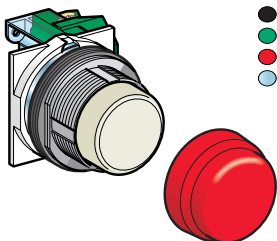
9001KS●●K●H●● see [page 12](#)



Joystick controllers

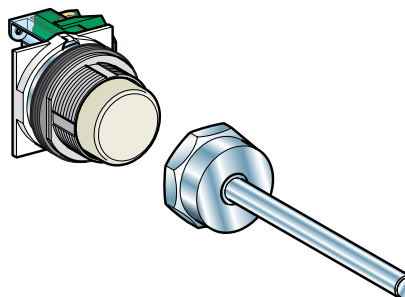
9001K●●H● see [page 16](#)

Booted pushbuttons and wobblestick (with accessories)



Booted pushbuttons

9001KR●●● + 9001KU● see [pages 11 and 21](#)




Wobblestick

9001KR●●● see [pages 11 and 21](#)


Light functions

Pilot lights



BA 9s base mounted super bright LED

9001KP●●● see [page 13](#)



BA 9s incandescent bulb

9001KP●●● see [page 13](#)

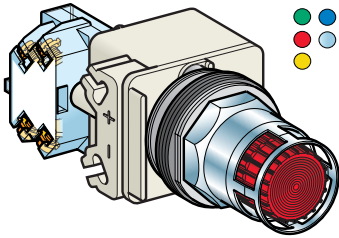
Control and signaling units Ø 30

Harmony 9001K & 9001SK range
 Pushbuttons, switches and pilot lights
 with chromium plated metal bezel
 Complete units 9001K

Complete units

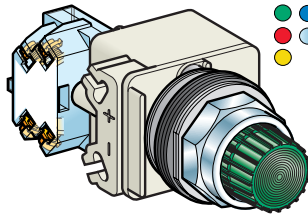
Combined contact and light functions

Illuminated pushbuttons, spring return



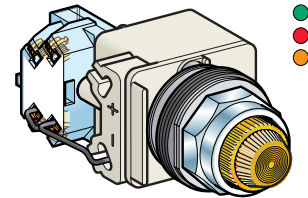
Flush push, super bright LED

9001K●L●●● see [page 13](#)



Projecting push

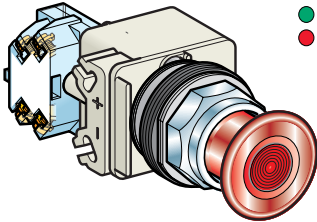
9001K2L●●● see [page 14](#)



"Push to test", projecting push, super bright LED

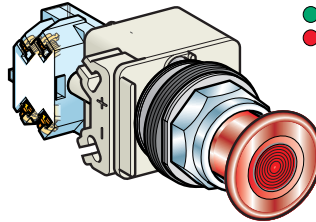
9001KT●●●31 see [page 15](#)

Ø 41/1 61 in .mushroom head illuminated pushbuttons, super bright LED



2-position, push-pull

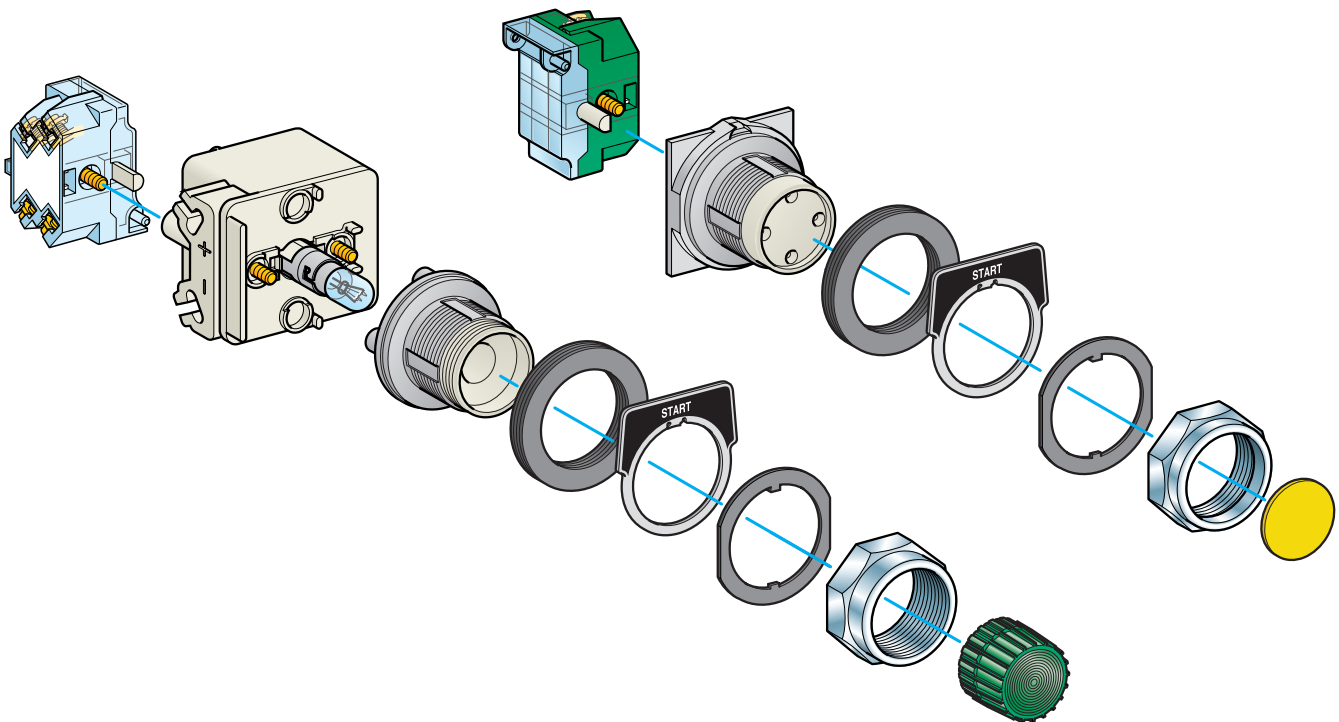
9001KR9P●●● see [page 15](#)



3-position, push-pull

9001KR8P●●● see [page 15](#)

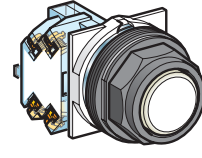
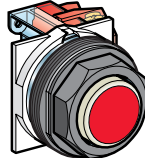

Separate components and accessories



Complete units

Contact functions

Pushbuttons, spring return



Flush push

9001SKR1●●● see [page 17](#)

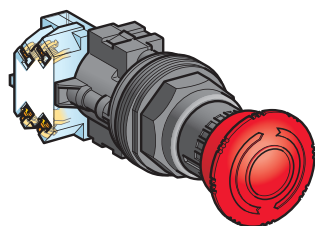
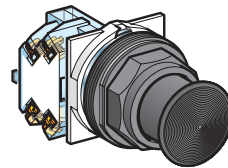
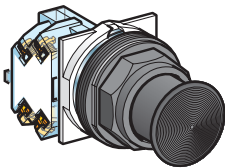
Projecting push

9001SKR3●●● see [page 17](#)

Recessed push (high guard)

9001SKR2●●● see [page 17](#)

Mushroom head pushbuttons



Spring return Ø 35/1.38 in., or Ø 57/2.24 in.

9001SKR2●●H13 see [page 17](#)

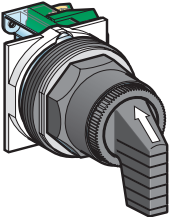
Latching Ø 35/1.38 in., Ø 41/1.61 in., or Ø 57/2.24 in.

9001SKR●●● see [page 17](#)

Turn to release, trigger action

9001SKR16 see [page 17](#)

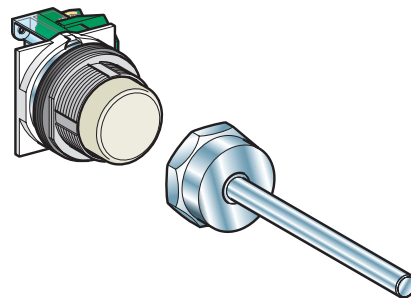
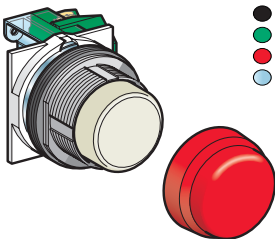
Selector switches



Selector switches, long black handle

9001SKS●●FBH●● see [page 19](#)

Booted pushbuttons and wobblestick (with accessories)



Booted pushbuttons

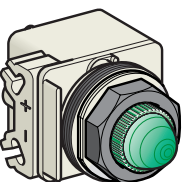
9001SKR●●● + 9001KU● see [pages 21 and 17](#)

Wobblestick

9001SKR●●● see [pages 21 and 17](#)

Light functions

Pilot lights



BA 9s base mounted super bright LED

9001SKP●●● see [page 18](#)

BA 9s incandescent bulb

9001SKP●●● see [page 18](#)

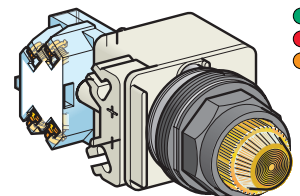
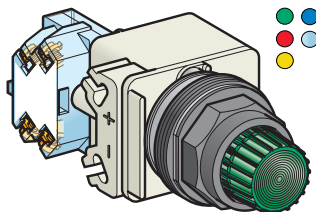
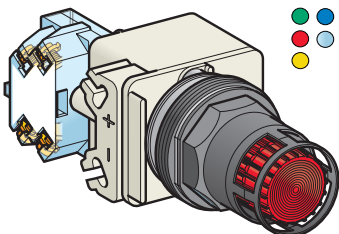
Control and signaling units Ø 30

Harmony 9001K & 9001SK range
 Pushbuttons, switches and pilot lights
 with double insulated bezel
 Complete units 9001SK

Complete units

Combined contact and light functions

Illuminated pushbuttons, spring return



Flush push

9001SK1L●●● see [page 19](#)

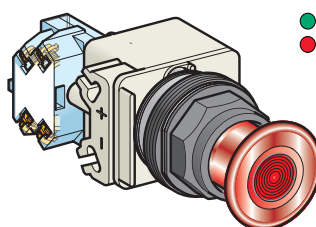
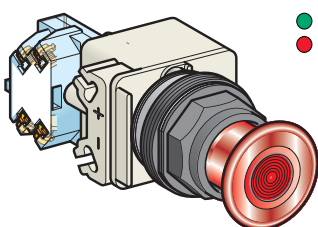
Projecting push

9001SK2L●●● see [page 20](#)

"Push to test", projecting push

9001SKT●●●31 see [page 20](#)

Ø 41/1 61 in .mushroom head illuminated pushbuttons



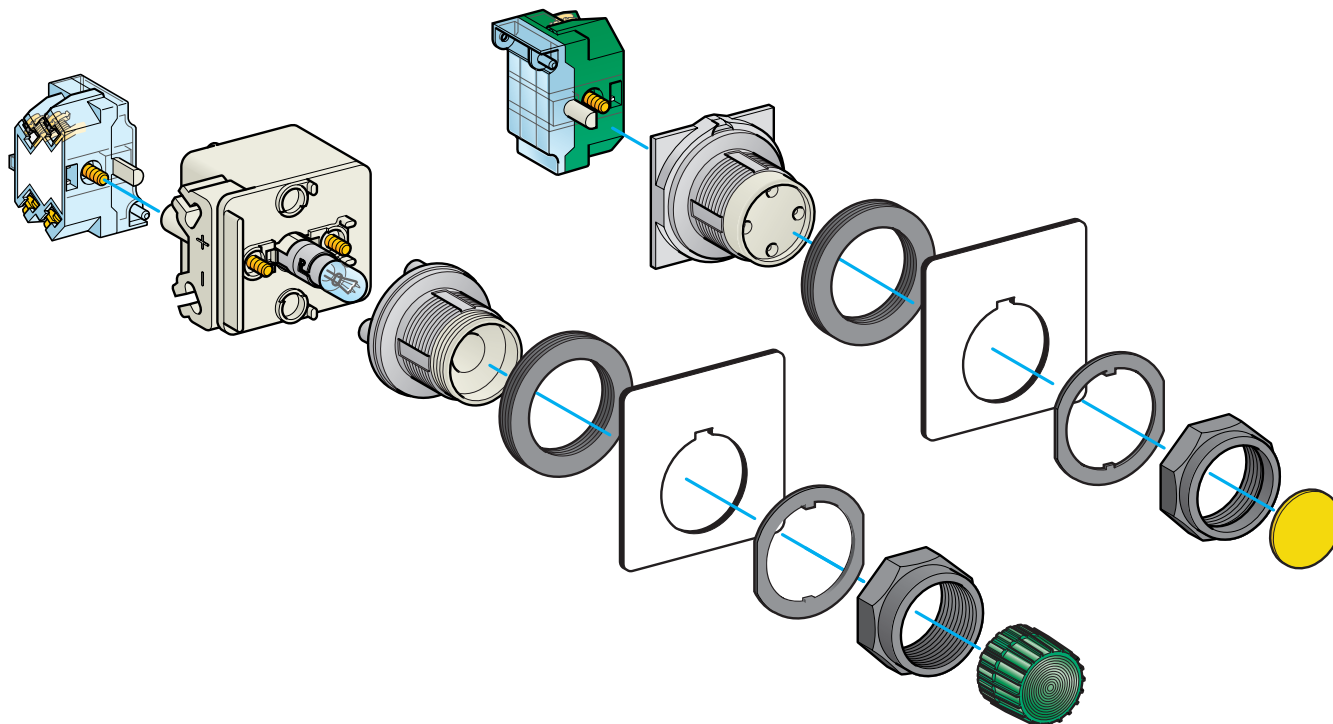
2-position, push-pull

9001SKR9P●●● see [page 20](#)

3-position, push-pull

9001SKR8P●●● see [page 20](#)

Separate components and accessories



Control and signaling units Ø 30

Harmony 9001K & 9001SK range

Pushbuttons, switches and pilot lights

with chromium plated metal bezel

Complete units 9001K, with screw clamp terminals



9001KR1GH5



9001KR1UH5



9001KR2UH13



9001KR4BH6



9001KR25BH13



9001KR16H13

Pushbuttons, spring return

Shape of head	Type of push	Type of contact			Color	Reference	Weight kg/lb
		NO	NC	CO			
	Flush	1	–	–	Black	9001KR1BH5	0.121/0.267
		–	–	–	Green	9001KR1GH5	0.121/0.267
		–	–	1	Black	9001KR1BH13	0.121/0.267
		–	–	–	Green	9001KR1GH13	0.121/0.267
		–	–	–	Red	9001KR1RH13	0.121/0.267
		–	–	–	Multi-color	9001KR1UH13 (1)	0.121/0.267
	Projecting	1	–	–	Multi-color	9001KR1UH5 (1)	0.121/0.267
		–	1	–	Red	9001KR3RH6	0.128/0.282
		–	–	1	Multi-color	9001KR3UH13 (1)	0.128/0.282
		1	–	–	Multi-color	9001KR3UH5 (1)	0.128/0.282
	Recessed (high guard)	1	–	–	Green	9001KR2GH5	0.136/0.300
		–	–	1	Multi-color	9001KR2UH13 (1)	0.136/0.300
		1	–	–	Multi-color	9001KR2UH5 (1)	0.136/0.300

Mushroom head pushbuttons

Shape of head	Type of push	Diameter mm/in.	Type of contact			Color	Head material	Reference	Weight kg/lb
			NO	NC	CO				
	Spring return	Ø 35/1 38	–	–	1	Black	Plastic	9001KR24BH13	0.126/0.278
		Ø 40/1 58	–	–	–	Black	Metal	9001KR24BM	0.141/0.311
		Ø 57/2 24	–	–	1	Black	Plastic	9001KR25BH13	0.132/0.291
		Ø 60/2 36	–	–	–	Black	Metal	9001KR25BM	0.150/0.331
		–	–	–	–	Green	Metal	9001KR25GM	0.150/0.331
	3 positions: Push-pull (maintained center position)	Ø 41/1 61	–	2	–	Black	Plastic	9001KR8BH25	0.195/0.430
		Ø 40/1 58	–	–	–	Black	Metal	9001KR9BM94	0.141/0.311
	2 maintained positions: Push-pull	Ø 41/1 61	–	–	1	Black	Plastic	9001KR9BH13	0.141/0.311
		Ø 40/1 58	1	1	–	Red	Plastic	9001KR16H13	0.141/0.311
		–	2	2	–	Red	Plastic	9001KR16H2	0.141/0.311
	2 positions (3) Turn to Release Trigger action	–	–	–	Red	Plastic	9001KR16 (2)	0.141/0.311	

(1) Supplied with 7 different colored caps: black, green, red, yellow, blue, white and orange, ready for clipping-in.

(2) Supplied without contact block. To order contact blocks, see page 21.

(3) Mushroom head Emergency stop trigger action and mechanical latching pushbuttons conform to standards EN/IEC 60204-1 and EN/ISO 13850, Machinery Directive 2006/42/EC, and EN/IEC 60947-5-5 when used with Emergency Stop legend plate 9001KN8330 or 9001KN9330, see page 23.

Control and signaling units Ø 30



Harmony 9001K & 9001SK range

Pushbuttons, switches and pilot lights

with chromium plated metal bezel

Complete units 9001K, with screw clamp terminals

Selector switches and key switches (For information on contact actuation sequence, please refer to our site www.se.com)

Shape of head	Mount on side	Contact block (order separately)	Contact status 1 - closed 0 - open	Number and type of positions	Reference	Weight kg/lb
 9001KS43FB Long handle, black	1 or 2	9001KA2		2 stay put	✓ 9001KS11FB	0.172/0.379
	1	9001KA1		3 stay put	✓ 9001KS43FB	0.172/0.379
	1 or 2	9001KA1		3 stay put	✓ 9001KS46FB	0.172/0.379
	1 or 2	9001KA1		3 spring return from left to center	✓ 9001KS63FB	0.172/0.379
	1 or 2	9001KA1		3 spring return to center	✓ 9001KS53FB	0.172/0.379
	Side 2	9001KA1		4 stay put	9001KS88FB	0.172/0.379
	Side 1	9001KA1		4 stay put	9001KS88FB	0.172/0.379
 9001KS11K1R Key 455	1 or 2	9001KA2		2 stay put	✓ 9001KS11K1R	0.207/0.456
	1 or 2	9001KA1		2 stay put	✓ 9001KS11K1R	0.207/0.456
	1 or 2	9001KA1		2 stay put	✓ 9001KS11K3R	0.207/0.456
	1 or 2	9001KA1		3 stay put	✓ 9001KS43K5R	0.234/0.516

For E 10 key, remove R from reference. Ex: 9001KS11K1R: Key 455
9001KS11K1: E10 key

Key (E10)

Note : Other contact configurations are available. Please contact our Customer Care Centre.

Control and signaling units Ø 30


Harmony 9001K & 9001SK range

Pushbuttons, switches and pilot lights

with chromium plated metal bezel


Complete units 9001K, with screw clamp terminals

Pilot lights with BA 9s base mounted (super bright LED, included)



9001KP35LLL9


Shape of head	Supply voltage V	Color	Reference	Weight kg/lb
	24 ~	Green	9001KP35LGG9	0.134/0.295
		Red	9001KP35LRR9	0.134/0.295
		Amber	9001KP35LYA9	0.134/0.295
		Blue	9001KP35LLL9	0.134/0.295
		White	9001KP35LWW9	0.134/0.295
	120 ~	Green	9001KP38LGG9	0.134/0.295
		Red	9001KP38LRR9	0.134/0.295
		Amber	9001KP38LYA9	0.134/0.295
		Blue	9001KP38LLL9	0.134/0.295
		White	9001KP38LWW9	0.134/0.295



9001KP38R9

Pilot lights with BA 9s, incandescent bulb (bulb included)

Shape of head	Supply	Supply voltage V	Color	Reference	Weight kg/lb
	Direct supply for BA 9s bulb (included)	24 ~	Green	9001KP35G9	0.134/0.295
			Red	9001KP35R9	0.134/0.295
			Blue	9001KP35L9	0.134/0.295
	Via integral transformer for BA 9s 6 V bulb (included)	120 ~	Green	9001KP1G9	0.210/0.463
			Red	9001KP1R9	0.210/0.463
		230 ~	Green	9001KP7G9	0.210/0.463
			Red	9001KP7R9	0.210/0.463
			Amber	9001KP7A9	0.210/0.463



9001KP1G9

Illuminated pushbuttons, spring return, push-push (super bright LED, included)

Shape of head	Description supply	Type of contact	Supply voltage V	Color	Reference	Weight kg/lb
	BA 9s base mounted LED (included)	1	24 ~	Red	9001K3L35LRRH13	0.175/0.386
				Green	9001K3L35LGGH13	0.175/0.386
	Direct supply for BA 9s incandescent bulb (included)	1	24 ~	Red	9001K3L35RH13	0.175/0.386
				Green	9001K3L35GH13	0.175/0.386
				Green	9001K3L38GH13	0.175/0.386
	Via integral transformer for BA 9s 6 V incandescent bulb (included)	1	120 ~	Red	9001K3L1RH13	0.250/0.551
				Green	9001K3L1GH13	0.250/0.551
				Green	9001K3L7GH13	0.250/0.551

Extended metallic guard



9001K3L35LRRH13



9001K1L35LGGH13

Shape of head	Description supply	Type of contact	Supply voltage V	Color	Reference	Weight kg/lb		
	BA 9s base mounted LED (included)	1	24 ~	Red	9001K3L35LRRH13	0.175/0.386		
				Green	9001K3L35LGGH13	0.175/0.386		
				Amber	9001K3L35LYAH13	0.175/0.386		
	Direct supply for BA 9s incandescent bulb (included)	1	24 ~	Red	9001K3L35RH13	0.175/0.386		
				Green	9001K3L35GH13	0.175/0.386		
				Green	9001K3L38GH13	0.175/0.386		
	Via integral transformer for BA 9s 6 V incandescent bulb (included)	1	120 ~	Red	9001K3L1RH13	0.250/0.551		
				Green	9001K3L1GH13	0.250/0.551		
				Green	9001K3L7GH13	0.250/0.551		
	BA 9s base mounted (included)	1	24 ~	Green	9001K1L35LGGH13	0.166/0.366		
				1	120 ~	Red	9001K1L38LRRH13	0.166/0.366
						Green	9001K1L38LGGH13	0.166/0.366

Full guard in plastic

Control and signaling units Ø 30


Harmony 9001K & 9001SK range

Pushbuttons, switches and pilot lights



with chromium plated metal bezel

Complete units 9001K, with screw clamp terminals

105039



9001K2L38LYAH13

Illuminated pushbuttons, spring return, projecting push							
Shape of head	Type of contact			Supply voltage V	Color	Reference	Weight kg/lb
	NO late break	NC	CO				
	BA 9s base mounted LED (included)			24 ~	Red	9001K2L35LRRH13	0.166/0.366
					Green	9001K2L35LGGH13	0.166/0.366
					Amber	9001K2L35LYAH13	0.166/0.366
				120 ~	Red	9001K2L38LRRH13	0.166/0.366
					Green	9001K2L38LGGH13	0.166/0.366
					Amber	9001K2L38LYAH13	0.166/0.366
	Direct supply for BA 9s incandescent bulb (included)			24 ~	Red	9001K2L35RH13	0.166/0.366
					Green	9001K2L35GH13	0.166/0.366
					Blue	9001K2L35LH13	0.166/0.366
				120 ~	Green	9001K2L38GH13	0.166/0.366

Control and signaling units Ø 30

Harmony 9001K & 9001SK range

Pushbuttons, switches and pilot lights

with chromium plated metal bezel

Complete units 9001K, with screw clamp terminals



9001KR11UH1H1

Mechanically interlocked pushbuttons

Shape of head	Type of push	Type of contact			Color	Reference	Weight kg/lb
		NO l. break	NO	CO			
	Both maintained	-	-	1	Multi-color	9001KR11UH1H1 (1)	0.540/1.190

Illuminated "Push to test" pushbuttons, spring return (super bright LED, included)

Shape of head of push	Type of push	Type of contact			Supply voltage V	Color	Reference	Weight kg/lb
		NO l. break	NO	CO				
	Projecting push	1	-	-	24 ~	Green Red Amber	9001KT35LGG31 9001KT35LRR31 9001KT35LYA31	0.235/0.518 0.235/0.518 0.235/0.518
		1	-	-	120 ~	Green Red Amber	9001KT38LGG31 9001KT38LRR31 9001KT38LYA31	0.235/0.518 0.235/0.518 0.235/0.518



9001KT35LRR31

Illuminated selector switches with long handle (super bright LED, included)

Shape of head	Supply	Mount on side	Contact block (2)	Contact status 1 - closed 0 - open	Supply voltage V	Number and type of positions	Color	Reference	Weight kg/lb
	Supplied with 24 V light module (super bright LED)	1 or 2	9001KA2		24 ~	2 stay put	Green	9001K11J35LGFG	0.245/0.540



9001K11J35LGFG

(1) Supplied with 7 different colored caps: black, green, red, yellow, blue, white and orange, ready for clipping-in.

(2) Order and install listed contact block for noted contact sequence. Other contact sequences are available. Please contact our Customer Care Centre.

Control and signaling units Ø 30

Harmony 9001K & 9001SK range

Pushbuttons, switches and pilot lights

with chromium plated metal bezel

Complete units 9001K, with screw clamp terminals



9001K31

Joystick controllers (80 mm/3.15 in. long operating shaft)							
Shape of head	Description	Type of contact			Direction	Reference	Weight kg/lb
		NO	NC	CO			
	3 positions spring return	-	2	-		9001K31H8	0.372/0.820
		Order contacts separately				9001K31	0.372/0.820
	5 positions spring return	2	-	-		9001K71H7	0.372/0.820
		Order contacts separately				9001K71	0.372/0.820
3 positions spring return	Order contacts separately	-	-	2		9001K35H2	0.372/0.820
						9001K35	0.372/0.820
3 positions stay put	Order contacts separately	Order contacts separately				9001K73	0.372/0.820
		Order contacts separately				9001K34	0.372/0.820
5 positions spring return with latch (1)	Order contacts separately	Order contacts separately				9001K73	0.372/0.820
		Order contacts separately				9001K34	0.372/0.820

(1) Latch button must be depressed before joystick will operate.

Harmony 9001SK Plastic range


Control and signaling units Ø 30

Harmony 9001K & 9001SK range

Pushbuttons, switches and pilot lights

with double insulated bezel

Complete units 9001SK, with screw clamp terminals



Pushbuttons, spring return

Shape of head	Type of push	Type of contact			Color	Reference	Weight kg/lb
		NO	NC	CO			
	Flush	1	-	-	Black	9001SKR1BH5	0.086/0.190
		-	-	-	Green	9001SKR1GH5	0.086/0.190
		-	-	1	Black	9001SKR1BH13	0.086/0.190
		-	-	1	Green	9001SKR1GH13	0.086/0.190
		-	-	1	Red	9001SKR1RH13	0.086/0.190
	Projecting	-	1	-	Multi-color	9001SKR1UH13 (1)	0.086/0.190
		1	-	-	Multi-color	9001SKR1UH5 (1)	0.086/0.190
		-	1	-	Red	9001SKR3RH6	0.070/0.154
	Recessed (high guard)	1	-	-	Green	9001SKR2GH5	0.090/0.198
		-	-	1	Multi-color	9001SKR2UH13 (1)	0.090/0.198

Mushroom head pushbuttons

Shape of head	Type of push	Diameter mm/in .	Type of contact			Color	Reference	Weight kg/lb
			NC l. break	NC	CO			
	2 positions Turn to release Trigger action (3)	Ø 40/1.58	1	1	-	Red	9001SKR16H13	0.141/0.312
			2	2	-	Red	9001SKR16H2	0.141/0.312
			-	-	-	Red	9001SKR16 (2)	0.141/0.312

(1) Supplied with 7 different colored caps: black, green, red, yellow, blue, white and orange, ready for clipping-in.

(2) Supplied without contact block. To order contact blocks, see [page 21](#).

(3) Mushroom head Emergency stop trigger action and mechanical latching pushbuttons conform to standards EN/IEC 60204-1 and EN/ISO 13850, Machinery Directive 2006/42/EC, and EN/IEC 60947-5-5 when used with Emergency Stop legend plate 9001KN8330 or 9001KN9330, see [page 23](#).

Control and signaling units Ø 30


Harmony 9001K & 9001SK range

Pushbuttons, switches and pilot lights

with double insulated bezel

Complete units 9001SK, with screw clamp terminal


109219



9001SKP35LRR9

Pilot lights with BA 9s base mounted (super bright LED included)					
Shape of head	Supply	Supply voltage V	Color	Reference	Weight kg/lb
	Direct supply for BA 9s bulb (included)	24 ~	Green	9001SKP35LGG9	0.082/0.181
			Red	9001SKP35LRR9	0.082/0.181
			Amber	9001SKP35LYA9	0.082/0.181
			White	9001SKP35LWW9	0.082/0.181
	Via integral transformer for BA 9s 6 V bulb (included)	120 ~	Green	9001SKP38LGG9	0.082/0.181
			Red	9001SKP38LRR9	0.082/0.181
			Amber	9001SKP38LYA9	0.082/0.181
			White	9001SKP38LWW9	0.082/0.181

109219



9001SKP32R9

Pilot lights with BA 9s, incandescent bulb (bulb included)						
Shape of head	Supply	Supply voltage V	Color	Reference	Weight kg/lb	
	Direct supply for BA 9s bulb (included)	12 ~	Green	9001SKP32G9	0.082/0.181	
			Red	9001SKP32R9	0.082/0.181	
			Amber	9001SKP32A9	0.082/0.181	
	Via integral transformer for BA 9s 6 V bulb (included)	24 ~	Green	9001SKP35G9	0.082/0.181	
			120 ~	Green	9001SKP38G9	0.082/0.181
				Green	9001SKP38G9	0.082/0.181
	Via integral transformer for BA 9s 6 V bulb (included)	120 ~	Green	9001SKP1G9	0.181/0.399	
			Red	9001SKP1R9	0.181/0.399	
			Amber	9001SKP1A9	0.181/0.399	

109217



9001SKS43FB

Selector switches (For information on contact actuation sequence, please refer to our site www.se.com)												
Shape of head	Mount on side	Contact block (order separately)	Contact status 1 - closed 0 - open	Number and type of positions	Reference	Weight kg/lb						
	Long handle, black	9001KA2		2 stay put	9001SKS11FB	0.059/0.130						
							1 or 2	9001KA1		3 stay put	9001SKS43FB	0.059/0.130
							1 or 2					
1 or 2	9001KA1		3 spring return to center	9001SKS53FB	0.059/0.130							

109221



9001SK1L35LGG

Illuminated pushbuttons, spring return, flush push (super bright LED included)						
Shape of head	Supply	Type of contact	Supply voltage V	Color	Reference	Weight kg/lb
	BA 9s base mounted	CO	1	24 ~	Green	9001SK1L35LGG
			1	120 ~	Green	9001SK1L38LGG




Control and signaling units Ø 30

Harmony 9001K & 9001SK range


Pushbuttons, switches and pilot lights


with double insulated bezel




Complete units 9001SK, with screw clamp terminal


Illuminated pushbuttons, spring return, projecting push							
Shape of head	Type of contact			Supply voltage V	Color	Reference	Weight kg/lb
							
	NO late break	NC	CO				

BA 9s base mounted LED (included)						
Shape of head	Diameter mm/in	Supply voltage V	Type of contact	Color	Reference	Weight kg/lb
		24 ~	Order contact block separately	Green	9001SK2L35LGG	0.181/0.399

Illuminated mushroom head pushbuttons (super bright LED, included)						
Shape of head	Diameter mm/in	Supply voltage V	Type of contact	Color	Reference	Weight kg/lb
						
			NO l.break			

2 position stay put pushbuttons						
Shape of head	Diameter mm/in	Supply voltage V	Type of contact	Color	Reference	Weight kg/lb
	Ø 41/1.61	24 ~	Order contact block separately	Red	9001SKR9P35LRR	0.226/0.498
		120 ~	Order contact block separately	Red	9001SKR9P38LRR	0.226/0.498


Illuminated "Push to test" pushbuttons, spring return, projecting push (super bright LED included)							
Shape of head	Supply voltage V	Type of contact			Color	Reference	Weight kg/lb
							
		NO l.break	NO	CO			

Direct supply						
Shape of head	Supply voltage V	Type of contact	Color	Reference	Weight kg/lb	
	24 ~	–	–	1	Green 9001SKT35LGG31 0.195/0.430 Red 9001SKT35LRR31 0.195/0.430 Amber 9001SKT35LYA31 0.195/0.430	
	120 ~	–	–	1	Green 9001SKT38LGG31 0.195/0.430 Red 9001SKT38LRR31 0.195/0.430 Amber 9001SKT38LYA31 0.195/0.430	

(1) Order and install listed contact block for noted contact sequence. Other contact sequences are available. Please contact our Customer Care Centre.



9001SK2L35LGG



9001SKR9P35LRR



9001SKT35LGG31



9001KR1U



9001KU5



9001KM1



9001KA1

Heads for spring return pushbuttons - unmarked

Shape of head	Type of push	Color	Reference	Weight kg/lb
For the metal range				
	Flush	Multi-color (1)	9001KR1U	0.087/0.192
	Projecting	Multi-color (1)	9001KR3U	0.090/0.198
	Recessed (high guard)	Multi-color (1)	9001KR2U	0.087/0.192
For the plastic range				
	Flush	Multi-color (1)	9001SKR1U	0.050/0.110
	Projecting	Multi-color (1)	9001SKR3U	0.050/0.110
	Recessed (high guard)	Multi-color (1)	9001SKR2U	0.050/0.110

Accessories for heads 9001KR•U

Description	Application	Color	Reference	Weight kg/lb
Rubber boots	Pushbuttons	Black	9001KU1	0.027/0.060
		Green	9001KU5	0.027/0.060
		Red	9001KU2	0.027/0.060
		Clear	9001KU7	0.027/0.060

Light blocks for pilot lights and illuminated pushbuttons

Supply	Light source	Type	Supply voltage V	Color	Reference	Weight kg/lb
Direct supply via integral resistance	BA 9s bulb (included)	Incandescent	12 ~	–	9001KM32	0.050/0.110
			24 ~	–	9001KM35	0.050/0.110
			120 ~	–	9001KM38	0.050/0.110
Direct supply via integral transformer	BA 9s 6 V bulb (included)	Incandescent	120 ~	–	9001KM1	0.144/0.317
			230 ~	–	9001KM7	0.144/0.317
			380 - 480 ~	–	9001KM5	0.144/0.317
Shallow depth	120 V bulb	LED	110 - 120 ~	Green	9001KM58LG	0.115/0.254

Contact blocks with protected terminals

Description		Type of contact			Reference	Weight kg/lb
		"NO"	"NC"	"CO"		
Standard contact blocks	–	–	–	1	9001KA1 (2)	0.027/0.060
	–	1	–	–	9001KA2 (2)	0.023/0.051
	–	–	1	–	9001KA3 (2)	0.023/0.051
Late break contact blocks	–	–	–	1	9001KA4	0.027/0.060
	–	–	1	–	9001KA5	0.023/0.051
Early break contact blocks	–	1	–	–	9001KA6	0.023/0.051
Logic reed contact blocks	Hermetically sealed	1	–	–	9001KA41 (2)	0.045/0.099
		–	1	–	9001KA42 (2)	0.045/0.099
		–	–	1	9001KA43 (2)	0.045/0.099
Power reed contact blocks	Hermetically sealed	1	–	1	9001KA51 (2)	0.045/0.099
		–	1	–	9001KA52 (2)	0.045/0.099
		–	–	1	9001KA53 (2)	0.045/0.099

(1) Includes set of 7 different colored caps for customer installation: black, green, red, yellow, blue, white and orange.

(2) It is possible to mount up to 3 levels of contact blocks (maximum of 6 contacts blocks) on 9001K and 9001SK references. For additional contact blocks to be installed by the customer, please refer to our site www.se.com.



Aluminum legend plates for metal range

Unmarked

Description	Background color	Reference	Weight kg/lb
Size 1 (40 x 43 mm/ 1.57 x 1.69 in.)	Black	9001KN200	0.005/0.011
	Red	9001KN200R	0.005/0.011
Size 2 (44 x 50 mm/ 1.73 x 1.97 in.)	Black	9001KN300	0.005/0.011
	Red	9001KN300R	0.005/0.011

Marked

Description	Legend plate color	Marking	Reference	Weight kg/lb
English text (40 x 43 mm/ 1.57 x 1.69 in.)	Black or red background	START	9001KN201	0.005/0.011
		STOP (red background)	9001KN202	0.005/0.011
		EMERGENCY STOP (red background)	9001KN205	0.005/0.011
		OPEN	9001KN209	0.005/0.011
		HAND-OFF-AUTO	9001KN260	0.005/0.011

Plastic legend plates for plastic range

Unmarked

Description	Background color	Reference	Weight kg/lb
Size 1 (57 x 57 mm/ 2.24 x 2.24 in.)	White	9001KN100WP	0.005/0.011
	Black	9001KN100BP	0.005/0.011

Emergency stop legend plate (plastic)

Description	Legend plate color	Marking	Reference	Weight kg/lb
Ø 60/2 36 in .	Yellow	EMERGENCY STOP	9001KN9330	0.005/0.011
Ø 90/3 54 in .	Yellow	EMERGENCY STOP	9001KN8330	0.005/0.011



9001K94R




9001Y22



9001G9



9001R31



9001G8



9001R24

Caps and knobs

Description	Application	Color	Reference	Weight kg/lb
Ø 41/1.61 in. mushroom knob with set screw	For non-illuminated pushbutton	Red	9001K94R	0.005/0.011
Ø 57/2.24 in. mushroom knob with set screw	For non-illuminated pushbutton	Red	9001K93R	0.005/0.011
Ø 41/1.61 in. mushroom knob	For illuminated pushbutton	Red	9001R22	0.005/0.011
Ø 41/1.61 in. lens caps	Mushroom head illuminated pushbutton	Yellow	9001Y22	0.005/0.011
		Green	9001G22	0.005/0.011
Standard lens	For pilot light	Red	9001R9	0.005/0.011
		Green	9001G9	0.005/0.011
Lens caps "Fresnel lens"	For pilot light	Red	9001R31	0.005/0.011
		Green	9001G31	0.005/0.011
		White	9001W31	0.005/0.011
Standard knob	For selector switch	Black	9001B11	0.005/0.011
		Red	9001R8	0.005/0.011
		Green	9001G8	0.005/0.011
		Blue	9001L8	0.005/0.011
		Yellow	9001Y8	0.005/0.011
Long knob	For selector switch	White	9001W8	0.005/0.011
		Black	9001B25	0.005/0.011
		Red	9001R24	0.005/0.011
		Green	9001G24	0.005/0.011
		Blue	9001L24	0.005/0.011
		Yellow	9001Y24	0.005/0.011
		White	9001W24	0.005/0.011

Control and signaling units Ø 30

Harmony 9001K & 9001SK range

Pushbuttons, switches and pilot lights

Separate components, accessories and spare parts

Other accessories

Description	Application	Color	Reference	Weight kg/lb	
Super bright LED bulbs	24 V / 9001●●●35L (1) or 48 V / 9001●●●36L (1) or 120 V / 9001●●●38L (1)	Red (1)	6508805210	0.010/0.022	
		Green (1)	6508805212	0.010/0.022	
		Amber (1)	6508805211	0.010/0.022	
		White (1)	6508805214	0.010/0.022	
LED bulbs	120 V / 9001●●●1L (1) or 230 V / 9001●●●7L (1) or 380 V / 9001●●●5L (1)	Yellow (1)	6508805202	0.010/0.022	
		Green (1)	6508805203	0.010/0.022	
Incandescent bulbs	Resistor light blocks	120 V ~ - code "38" (2)	-	2550101027	0.002/0.004
		240 V ~ - code "25" (2)	-	2550101027	0.002/0.004
	Transformer light blocks	120 V ~ 50/60 Hz - code "1" (2)	-	2550101020	0.002/0.004
		230 V ~ 50/60 Hz - code "7" (2)	-	2550101020	0.002/0.004
		380 V ~ 50/60 Hz - code "5" (2)	-	2550101020	0.002/0.004
		600 V ~ 50/60 Hz - code "6" (2)	-	2550101020	0.002/0.004
Closing plates	-	Gray	9001K51	0.020/0.044	
	-	Metal	9001K52	0.028/0.062	
Screwdriver (3)	-	-	9001K69	0.150/0.331	
Tightening wrench	Fixing nut	-	9001K95	0.064/0.141	
	Boot	-	9001K1	0.150/0.331	
Guards:	Mushroom head pushbutton	Ø 35 mm/1.38 in.	-	9001K48	0.028/0.062
		Ø 41 mm/1.61 in.	-	9001K56YM	0.036/0.079
		Ø 60 mm/2.36 in.	-	9001K685	0.030/0.066
Set of 7 different colored caps	Pushbutton	Black, green, red, yellow, blue, white, orange	9001T8U	0.005/0.011	
Bulb extractor	-	-	XBFX13	0.005/0.011	
Padlock attachment	For selector switch	-	9001K7 (4)	0.150/0.331	
	For pushbutton	-	9001K6	0.150/0.331	
	For Emergency stop	-	9001K62	0.150/0.331	
Alternate action module	Push on - Push off module (5)	-	9001K85	0.025/0.055	

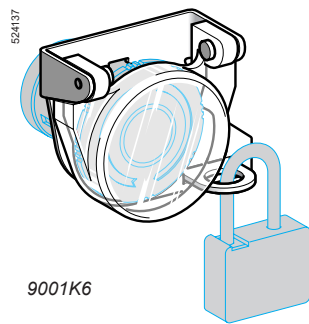
(1) LED light modules require the color cap color and the LED be the same or use a clear color cap.

(2) Voltage Assembly Codes.

(3) Screwdriver with special tip for mounting contact blocks.

(4) This padlock attachment is only compatible with the following standard knobs for selector switches: [9001B11](#), [9001R8](#), [9001G8](#), [9001L8](#), [9001Y8](#) and [9001W8](#).

(5) NO circuits require KA4 or KA6 contact blocks.



Control and signaling units Ø 30

Harmony 9001K & 9001SK range

Pushbuttons, switches and pilot lights

Separate components, accessories and spare parts

Enclosures							
Type	Conduit threads	NEMA ratings	Color of enclosure	Color of cover	N° of 30 mm holes	Reference	Weight kg/lb
Aluminum	3/4"	1, 3, 4, 6, 12, 13	-	-	1	9001KY1	1.170/2.579
					2	9001KY2	1.279/2.820
					3	9001KY3	1.597/3.520
					4	9001KY4	1.846/4.070
					14 mm/ 0.55 in.	1, 3, 4, 6, 12, 13	-
Aluminum with integral guard	3/4"	1, 3, 4, 6, 12, 13	Gray	Gray	1	9001KYG1	1.200/2.646
				Gray	Yellow	1	9001KYG1Y
Stainless steel	3/4" Knockout	1, 3, 4, 4X, 13	-	-	1	9001KYSS1	1.061/2.339
					2	9001KYSS2	1.370/3.020
					3	9001KYSS3	1.715/3.781
					4	9001KYSS4	1.855/4.090
Plastic	3/4" Knockout	1, 3, 4, 4X, 13	-	-	1	9001SKY1	0.690/1.521
					2	9001SKY2	0.690/1.521
					3	9001SKY3	0.790/1.742

PFI1008B2



9001KYG1Y

9001SK_1858_CFO0A2016001



9001KYSS1

2							
2550101020	24	9001K93R	23	9001KR1RH13	11	9001SKP32G9	19
2550101027	24	9001K94R	23	9001KR1U	21	9001SKP32R9	19
		9001K95	24	9001KR1UH13	11	9001SKP35G9	19
6		9001KA1	21	9001KR1UH5	11	9001SKP35LGG9	19
6508805202	24	9001KA2	21	9001KR24BH13	11	9001SKP35LRR9	19
6508805203	24	9001KA3	21	9001KR24BM	11	9001SKP35LWW9	19
6508805210	24	9001KA4	21	9001KR25BH13	11	9001SKP35LYA9	19
6508805211	24	9001KA41	21	9001KR25BM	11	9001SKP38G9	19
6508805212	24	9001KA42	21	9001KR25GM	11	9001SKP38LGG9	19
6508805214	24	9001KA43	21	9001KR2GH5	11	9001SKP38LRR9	19
		9001KA5	21	9001KR2U	21	9001SKP38LWW9	19
9		9001KA51	21	9001KR2UH13	11	9001SKP38LYA9	19
9001B11	23	9001KA52	21	9001KR2UH5	11	9001SKR16	18
9001B25	23	9001KA53	21	9001KR3RH6	11	9001SKR16H13	18
9001G22	23	9001KA6	21	9001KR3U	21	9001SKR16H2	18
9001G24	23	9001KM1	21	9001KR3UH13	11	9001SKR1BH13	18
9001G31	23	9001KM32	21	9001KR3UH5	11	9001SKR1BH5	18
9001G8	23	9001KM35	21	9001KR8BH25	11	9001SKR1GH13	18
9001G9	23	9001KM38	21	9001KR9BH13	11	9001SKR1GH5	18
9001K1	24	9001KM5	21	9001KR9BM94	11	9001SKR1RH13	18
9001K11J35LGFG	15	9001KM58LG	21	9001KS11FB	12	9001SKR1U	21
9001K1L35LGGH13	13	9001KM7	21	9001KS11K1R	12	9001SKR1UH13	18
9001K1L38LGGH13	13	9001KN100BP	22	9001KS11K3R	12	9001SKR1UH5	18
9001K1L38LRRH13	13	9001KN100WP	22	9001KS43FB	12	9001SKR2GH5	18
9001K2L35GH13	14	9001KN200	22	9001KS43K5R	12	9001SKR2U	21
9001K2L35LGGH13	14	9001KN200R	22	9001KS46FB	12	9001SKR2UH13	18
9001K2L35LH13	14	9001KN201	22	9001KS53FB	12	9001SKR3RH6	18
9001K2L35LRRH13	14	9001KN202	22	9001KS63FB	12	9001SKR3U	21
9001K2L35LYAH13	14	9001KN205	22	9001KS88FB	12	9001SKR9P35LRR	20
9001K2L35RH13	14	9001KN209	22	9001KT35LGG31	15	9001SKR9P38LRR	20
9001K2L38GH13	14	9001KN260	22	9001KT35LRR31	15	9001SKS11FB	19
9001K2L38LGGH13	14	9001KN300	22	9001KT35LYA31	15	9001SKS43FB	19
9001K2L38LRRH13	14	9001KN300R	22	9001KT38LGG31	15	9001SKS53FB	19
9001K2L38LYAH13	14	9001KN8330	22	9001KT38LRR31	15	9001SKT35LGG31	20
9001K31	16	9001KN9330	22	9001KT38LYA31	15	9001SKT35LRR31	20
9001K31H8	16	9001KP1G9	13	9001KU1	21	9001SKT35LYA31	20
9001K34	16	9001KP1R9	13	9001KU2	21	9001SKT38LGG31	20
9001K35	16	9001KP35G9	13	9001KU5	21	9001SKT38LRR31	20
9001K35H2	16	9001KP35L9	13	9001KU7	21	9001SKT38LYA31	20
9001K3L1GH13	13	9001KP35LGG9	13	9001KY1	25	9001SKY1	25
9001K3L1RH13	13	9001KP35LLL9	13	9001KY2	25	9001SKY2	25
9001K3L35GH13	13	9001KP35LRR9	13	9001KY3	25	9001SKY3	25
9001K3L35LGGH13	13	9001KP35LWW9	13	9001KY4	25	9001T8U	24
9001K3L35LRRH13	13	9001KP35LYA9	13	9001KYG1	25	9001TY1	25
9001K3L35LYAH13	13	9001KP35R9	13	9001KYG1Y	25	9001W24	23
9001K3L35RH13	13	9001KP38G9	13	9001KYSS1	25	9001W31	23
9001K3L38GH13	13	9001KP38LGG9	13	9001KYSS2	25	9001K85	24
9001K3L38LGGH13	13	9001KP38LLL9	13	9001KYSS3	25	9001W8	23
9001K3L38LRRH13	13	9001KP38LRR9	13	9001KYSS4	25	9001Y22	23
9001K3L38LYAH13	13	9001KP38LWW9	13	9001L24	23	9001Y24	23
9001K3L7GH13	13	9001KP38LYA9	13	9001L8	23	9001Y8	23
9001K48	24	9001KP38R9	13	9001R22	23		
9001K51	24	9001KP7A9	13	9001R24	23	X	
9001K52	24	9001KP7G9	13	9001R31	23	XBFX13	24
9001K56YM	24	9001KP7R9	13	9001R8	23		
9001K6	24	9001KR11UH1H1	15	9001R9	23		
9001K62	24	9001KR16	11	9001SK1L35LGG	19		
9001K685	24	9001KR16H13	11	9001SK1L38LGG	19		
9001K69	24	9001KR16H2	11	9001SK2L35LGG	20		
9001K7	24	9001KR1BH13	11	9001SKP1A9	19		
9001K71	16	9001KR1BH5	11	9001SKP1G9	19		
9001K71H7	16	9001KR1GH13	11	9001SKP1R9	19		
9001K73	16	9001KR1GH5	11	9001SKP32A9	19		

Life Is On



Learn more about our products at www.se.com

The information provided in this documentation contains general descriptions and/or technical characteristics of the performance of the products contained herein. This documentation is not intended as a substitute for and is not to be used for determining suitability or reliability of these products for specific user applications. It is the duty of any such user or integrator to perform the appropriate and complete risk analysis, evaluation and testing of the products with respect to the relevant specific application or use thereof. Neither Schneider Electric nor any of its affiliates or subsidiaries shall be responsible or liable for misuse of the information contained herein.

Design: Schneider Electric
Photos: Schneider Electric

Schneider Electric Industries SAS

Head Office
35, rue Joseph Monier - CS 30323
F-92500 Rueil-Malmaison Cedex
France

DIA5ED2130602EN
September 2023 - V3.0